



Fostering a Safe Present and Future

2021 Annual Report



Happenings

The Town of St. John is driven by a close-knit community that values peace of mind. Young families, empty nesters, and retirees call St. John home and embrace a quality of life that is attracting further growth.



Pictured above: the Moore family finally enjoyed their special escort to school in May after a long delay due to the pandemic. St. John the Evangelist 2019 Spring Fling auction awarded them the bid to receive a ride with Chief Flores.

Fostering a Safe Present and Future



Happenings

The Town of St. John is one of the fastest growing communities in Indiana. During our growth, we have encompassed a third school district, and extended our borders as infrastructure is being improved to accommodate the population. Our schools are top rated, both public and private sector, and we anticipate more amenities for all ages. Crime is low, real estate is attractive., and local government is fiscally sound. Safeguarding all the expanse is a roster of 23 full-time sworn officers operating within a conservative budget.

Our Police Department has an extremely low turnaround due to our management, competitive salary and benefits, and the support of the community. Officers must continue to train during their tenure, and occasionally need to break from the routine to take some well-deserved time off. Based on the data, it is obvious that our roster must grow to meet the needs of our community.

St. John Building Data

Year 2021 New Construction	Year 2020 New Construction
Single Family.....484	Single Family.....348
Duplexes/Other74	Duplexes/Other64
Commercial1	Commercial0
Total Units559	Total Units412

2021 Approved Subdivisions: 12 w/ Total Lots or Units: 469

Full-Time Sworn Officers

2021 Ending.....23	2019 Ending.....21
Officers Added.....0	Officers Added.....2
2020 Ending.....23	2018 Ending.....19
Officers Added.....2	Officers Added.....2



Happenings

U.S. Census Bureau Statistics

When comparing St. John to our 4 neighboring communities, we are the largest growing municipality . St. John's population grew by 36.72% from 2010 to 2020.

Population Estimates April 1, 2020

St. John	20,303	Crown Point.....	33,899
Dyer	16,517	Cedar Lake	14,106
Schererville	29,646		

Population Estimates April 1, 2010

St. John	14,850	Crown Point.....	27,317
Dyer	16,390	Cedar Lake	11,560
Schererville	29,243		

Percentage Change

St. John	36.72	Crown Point.....	24.09
Dyer	0.77	Cedar Lake	22.02
Schererville	1.38		

Fostering a Safe Present and Future



Happenings

Improvements

- Assigned a veteran officer to traffic safety concerns and requests.
- Added a second K9 Unit to advance our efforts in keeping suspects in their place.
- Immobilized a License Plate Reader (LPR) Camera to our inventory. U.S. 41 happens to be a main drug trafficking route, and a fast escape into other communities.
- Added a drone and thermal imaging to our search and rescue efforts. This equipment assists with reconstruction of incident scenes, apprehending runaway suspects, and locating missing persons.
- Replaced Tasers, portable radios, and mobile laptops.
- Increased patrols in heavy traffic areas, and school drop-offs and dismissals.
- Applied for a matching grant to purchase body cameras that will be implemented during 2022 to 2024.
- Added 3 squads to recycle our aging fleet.
- Participated in the regional Saturation Patrol that stops violators in their tracks throughout Northwest Indiana.





Happenings



We can't thank our supporters enough for the moments of gratitude, and the delicious treats, that grace our facility every year. From sweet and savory snacks, to hot dogs and pizza, bellies are full and hearts are encouraged to continue on regardless of the obstacles we face.





Happenings

The Public Safety Open House is always a successful turnout.



Chief Flores was joined by Deputy Chief Demeter, Patrol Commander Rybicki, Sergeant Dahlin, and Officers Stamate, Sickles, Amptmeyer, Burk, Kaluf, and Shaffer.



Fostering a Safe Present and Future



Happenings

Riding to Remember for fallen heroes, Toys for Tots, Protecting K9 Heroes, and Ben's Blue Bags for autism awareness were some memorable moments in 2021 to give purpose to our service.



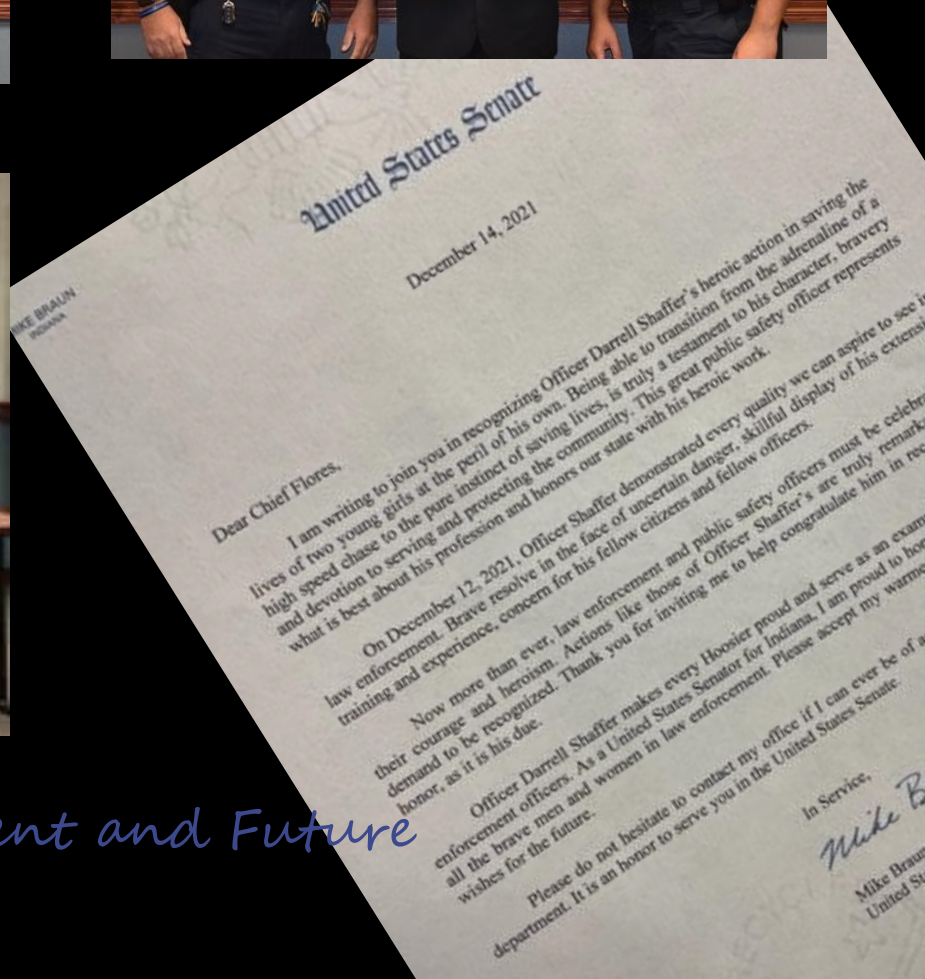
Fostering a Safe Present and Future



Happenings

Letters of commendation were presented by Tony Ferraro, the Regional Director for U.S. Senator Mike Braun, to Chief Flores and Officer Shaffer for incidents on September 8 and December 12.

Northwest Indiana Major Crimes Task Force recognized Chief Flores for taking on the position of Deputy Commander from 2012 to 2020. Commander Don Foley accompanied him to receive his service award also.



Fostering a Safe Present and Future



Happenings

PASSPORT

Welcome
to the Family



Raider

K9 Unit 34

Birthdate: March 9, 2019

Birthplace: Czech Republic

Handler: Officer Olson

Completed K-9 School:

July 6, 2021



Fostering a Safe Present and Future



Medal of Valor Recipient

Happenings



"I didn't know if she was breathing. I just wanted to get her out of the water and into the medic's hands," Shaffer said. "(The children) did nothing wrong. They were in a bad situation that they shouldn't have ever been put in."

On December 12, 2021 at 11:19 p.m., the Lake County Sheriff's Department requested assistance with a traffic stop at 101st and White Oak Avenues in St. John. Officers Shaffer and Sidenbender responded to the call. Units were advised that the vehicle had fled the scene. Upon arrival, Officer Shaffer observed the suspect vehicle traveling west on 109th Avenue. He exercised good judgment by holding off on a traffic stop until Officer Sidenbender was close enough to back him up. As Officer Sidenbender closed on Officer Shaffer near Greystone and Calumet Avenue, he was advised to proceed with stopping the vehicle. The vehicle then ran a red traffic light and continued west on 101st Avenue. St. John and Lake County units pursued the vehicle into Illinois where the chase then turned north onto IL-394. Officer Shaffer continued the pursuit no further north than I-80/94, and eventually back into Indiana. The suspect lost control of the vehicle and drove straight into a drainage pond near the off-ramp for northbound Kennedy Avenue. Shaffer exited his vehicle and immediately entered the frigid water at great personal risk to himself. While Lake County units held the driver at gunpoint, Officer Shaffer effected a rescue of the two children, one of which was already underwater, inside the vehicle. The care of the children was transferred to EMS personnel, and the driver was taken into custody. Had Officer Shaffer not entered the water when he did, the children could have drowned. Officer Shaffer shall be recognized for his bravery and sound judgment, which lead to the arrest of the fleeing driver and the lives of two young, innocent children being saved.





Schools



The St. John Police Department works with the Lake Central School Corporation to implement an environment of safe learning for our students and faculty. Corporal Moffitt is assigned to Lake Central High School with a team of officers from Dyer and Schererville Police Departments. Officer Stamate is assigned to Hal E. Clark Middle School.

During the school year, various officers are assigned to monitor traffic during student drop off and pick up. This routine includes Kolling Elementary School and our private schools in town. St. John Police Department is also committed to reducing Stop Arm Violations while buses are transporting students.

	2021
Agency Assist	1
Disturbance	1
Drugs	4
Fight	4
Information	4
Intimidation	2
Juvenile Prob	1
PD Accident	7
Theft	2
Traffic Offense	35
Trespassing	1
Welfare Check	2
Total	64



Fostering a Safe Present and Future



Schools

"I quickly started running towards the academic C wing. I heard dispatch advise that the 911 call was coming from the third floor C306 bathroom." SRO Corporal Moffitt, first on scene.



On September 8, 2021, St. John Police was dispatched to a report of an active shooter at Lake Central High School. Without hesitation, units quickly responded on the scene. All responding personnel, both on duty and off duty, acted in the highest regard for the safety and welfare of students and staff

without any consideration to personal peril. Our Department personnel, whether sworn or civilian, acted in a calm and professional manner throughout the incident.



All tasks were handled to a level second to none regardless of duty assignment. From the initial report of the alleged shooter, the arrival of officers, the extensive building search, scene control, student dismissal and special needs care, media and parent contacts, the deluge of phone calls and messages, and any other task, all were handled professionally and without complaint. Our response team, on scene or at the Police Department, communicated well and contributed to minimize an extremely dangerous situation for a successful outcome. The level of commitment and capability shown by all is an outstanding reflection of our Department and the pride all

members should feel for a job well done.



Fostering a Safe Present and Future



The Adventures of *Match & Raider*

Match, did someone
say a crime is being
committed? Allow
me to catch the
suspect!

I got my eyes on
the suspect Raider.
He's tempting us
with treats. Get
ready to attack!





The Adventures of Match & Raider



I'm Match, your veteran K9 at SJPD. In service since 2014 and still barkin' for my team. How do you like my cool specs?

You have the right to ~~remain silent~~ brag about our beloved K9 Officers Match and Raider. When either furry crusader is featured on social media, they typically get more "likes" than the human officers do. K9s not only become an officer complete with their own badge and training record, but they also become family members for the officer who handles and entrusts them to watch their back.

Our veteran four-legged officer Match continues to play an important role in the apprehension of suspects and confiscation of illegal drugs. He has been working with Officer Adams since October 2014.

Pictured above: Officer Adams and K9 Match performing a demonstration in the park.

Fostering a Safe Present and Future





The Adventures of Match & Raider



I'm Raider, your rookie K9 at SJPD. Helping out Match and the team is fun. Don't let that rookie title fool you though. I'm ready for action at any time called.

Our K9 Units assist St. John Police, and other agencies, with narcotics detection, building searches, missing persons, fleeing suspects, evidence searches, demonstrations, and related matters.

In July 2021, we welcomed our addition to the Department, K9 Raider. He trained with Officer Olson and is a great asset while helping serve and protect our officers and those of surrounding agencies.

Pictured above: Officer Olson and K9 Raider taking a few moments to pose by the squad.

Raider

Fostering a Safe Present and Future





Statistics

The St. John Police Department participates in the Police Data Initiative (PDI) as part of the President's Taskforce on 21st Century Policing. As a participant in this program, we publish specific data to build transparency, increase community trust, and to use data to enhance internal accountability through effective analysis.

The datasets generated are available for download in an open data format, a CSV (comma separated value) file, that can be used in other applications for data analysis. For details, go to our the Police Department webpage at www.stjohnin.com.

A screenshot of the St. John Police Department's website, specifically the 'Police Data Initiative' page. The page has a blue header with the department's logo and navigation links. The main content area features a large banner with the title 'Police Data Initiative' and a detailed explanation of the PDI. To the right, there is a 'Datasets' section with a list of available data categories, each with a download link. The background of the page shows a blurred image of an American flag and pine trees.

Police Data Initiative

The St. John Police Department is currently participating in the [Police Data Initiative \(PDI\)](#) as part of the President's Taskforce on 21st Century Policing. As a participant in this program, we will be publishing specific data to build transparency, increase community trust, and to use data to enhance internal accountability through effective analysis.

The St. John Police Department takes great effort in making data as accurate as possible, but there is no avoiding the introduction of errors in this process, which relies on data that cannot always be verified. Information contained in these datasets may change over a period of time. The St. John Police Department is not responsible for any error or omission from this data, or for the use or interpretation of the results of any research conducted.

The datasets provided are available for download in an open data format, a CSV (comma separated value) file, that can be used in other applications for data analysis.

Datasets

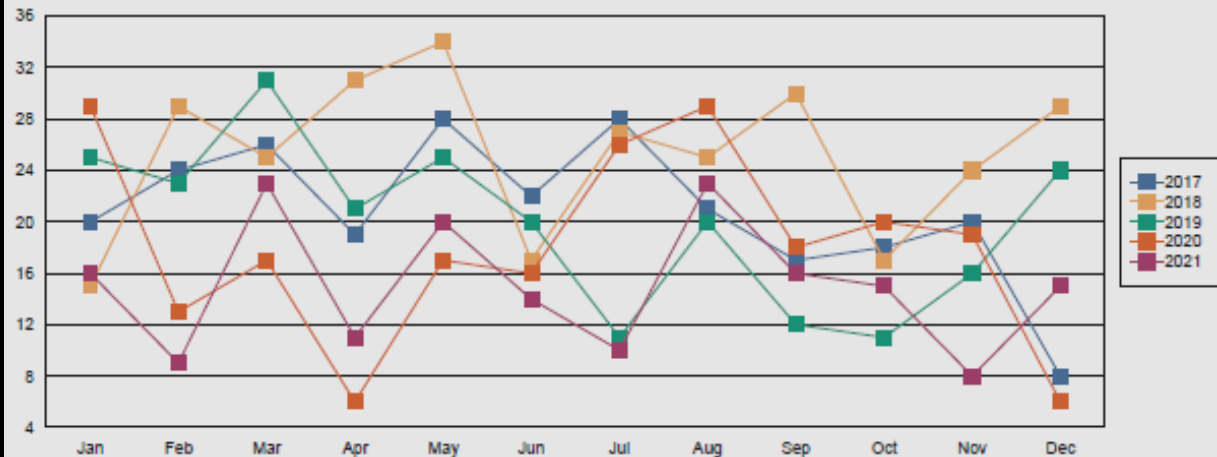
- [Arrest Demographics](#)
- [Bias Crimes](#)
- [Calls for Service / Daily Bulletin](#)
- [Crime Mapping](#)
- [Department Demographics](#)
- [Peddler/Solicitor Licenses](#)
- [Response to Resistance](#)
- [Training](#)
- [Traffic Stops](#)
- [Traffic Accidents](#)
- [Traffic Citation Demographics](#)
- [Traffic Warning Demographics](#)
- [Year End Reports](#)

Fostering a Safe Present and Future



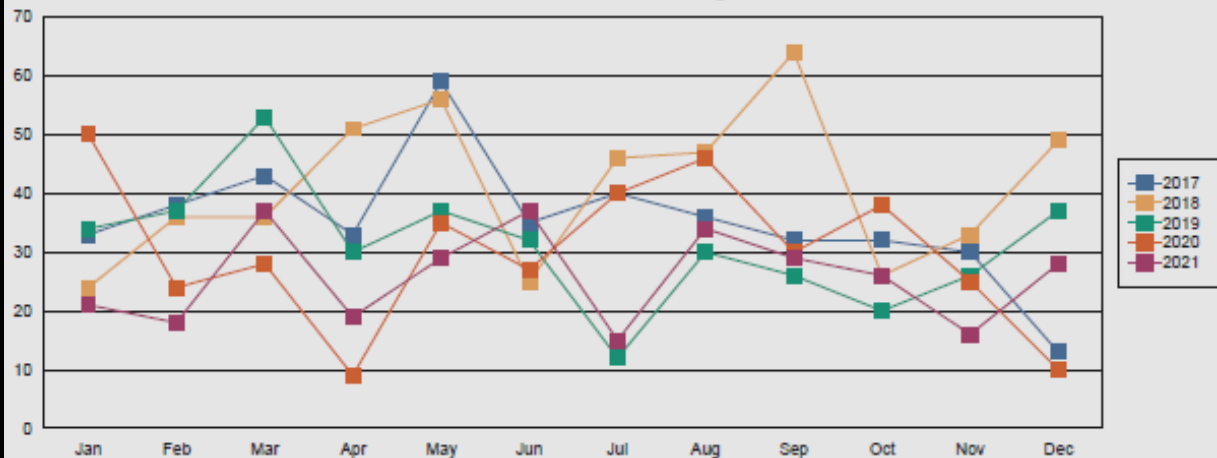
Statistics

Arrests



2017	2018	2019	2020	2021
251	303	239	216	180

Criminal Charges

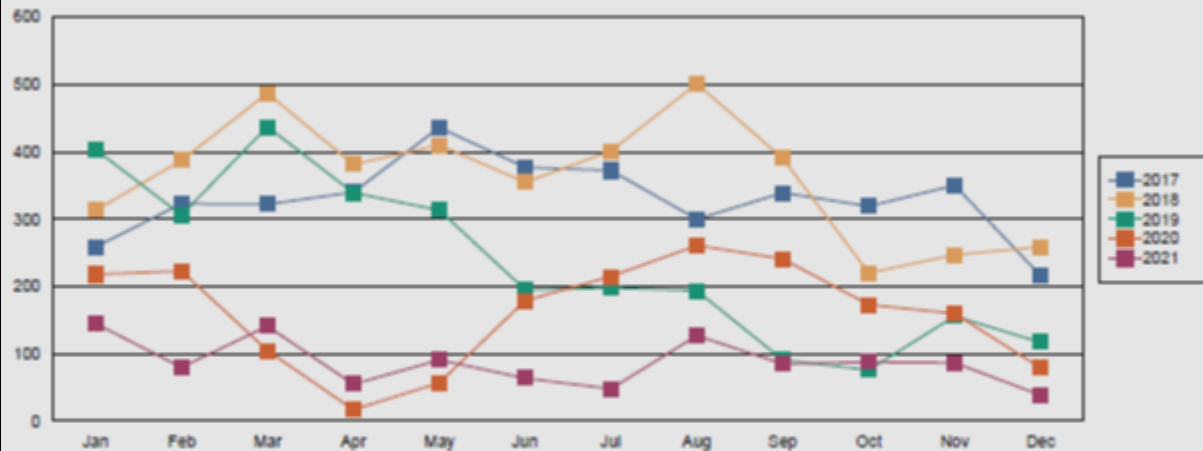


2017	2018	2019	2020	2021
424	493	374	362	309



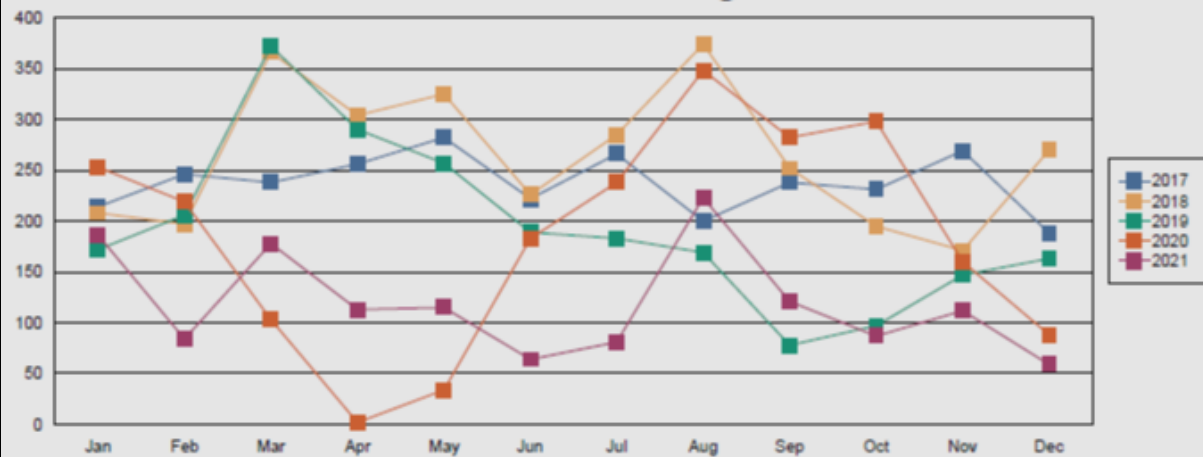
Statistics

Traffic Citations



2017	2018	2019	2020	2021
3,953	4,351	2,825	1,928	1,050

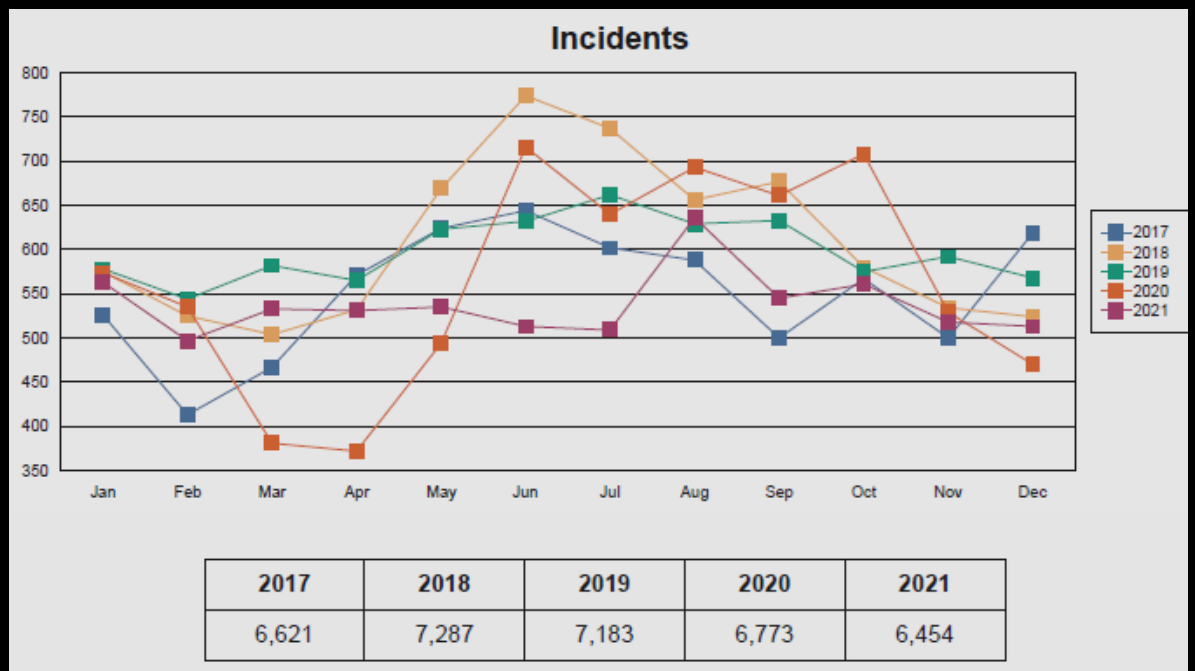
Traffic Warnings



2017	2018	2019	2020	2021
2,850	3,173	2,323	2,208	1,423



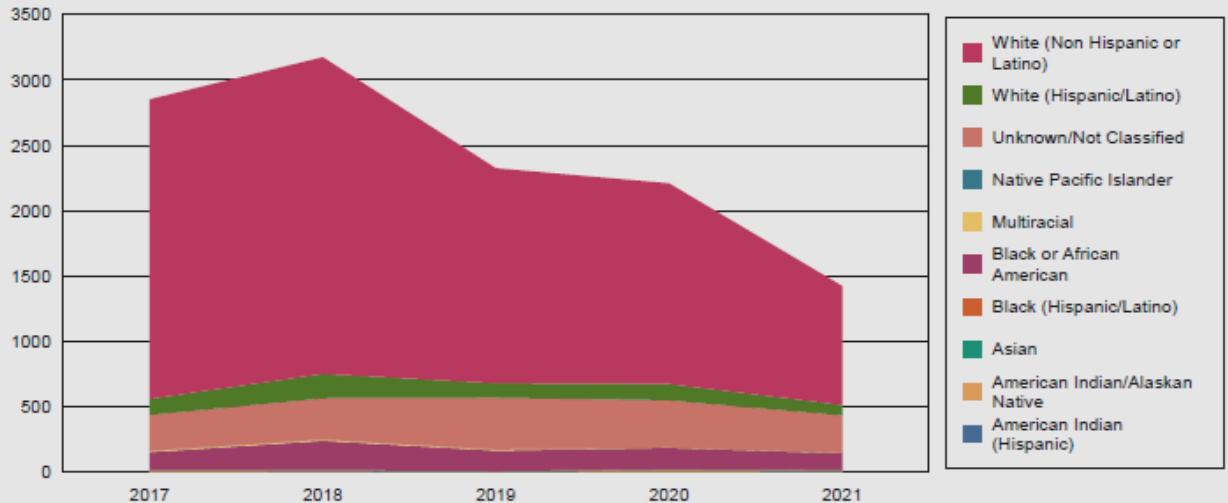
	Sent to Investigations	Closed Investigations	Cleared Charges Filed
Agency Assist	1	1	0
Burglary	2	0	0
Civil Matter	1	1	0
Crim Mischief	6	5	0
Death Investgtn	2	1	1
Domestic Dist	1	0	0
Drugs	3	3	0
Forgery	1	1	0
Fraud	15	13	1
H&R Accident	6	6	0
Identity Theft	2	2	0
Information	16	16	0
Intimidation	3	2	0
Juv-Molestation	1	1	0
Recovered Veh	1	1	0
Robbery	1	1	0
Sex Offense	2	1	1
Sexual Battery	1	1	0
Suspicious Inc.	3	3	0
Theft	14	11	1
Theft from Veh.	1	0	0
Theft-Auto	1	0	0
Threatening	1	1	0
Welfare Check	1	1	0
Closure Rate: 84%	86	72	4





Statistics

Demographic Analysis of Warnings



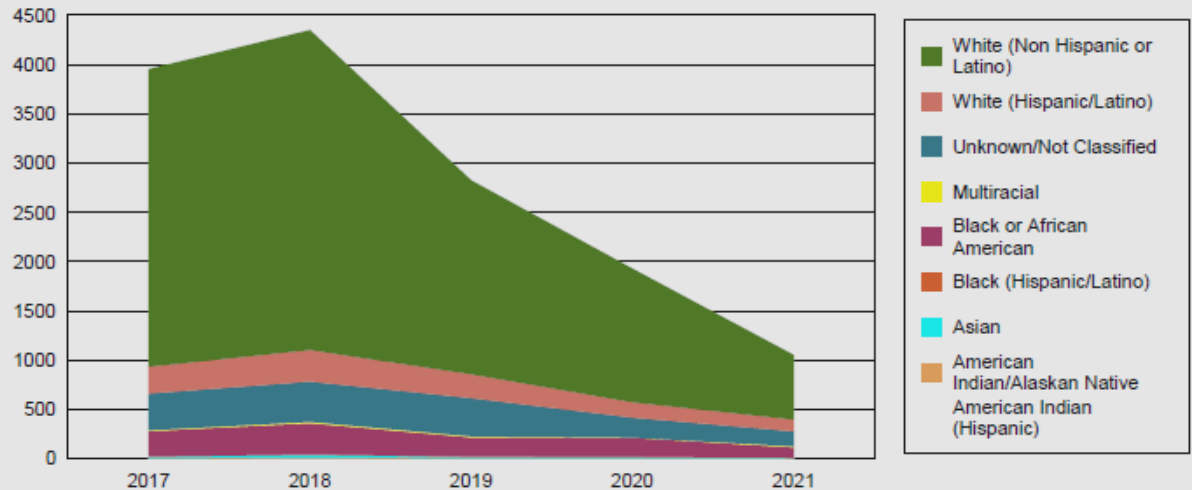
	2017	2018	2019	2020	2021
American Indian (Hispanic)	0 0.00%	1 0.03%	0 0.00%	0 0.00%	0 0.00%
American Indian/Alaskan Native	5 0.18%	5 0.16%	1 0.04%	7 0.32%	1 0.07%
Asian	8 0.28%	7 0.22%	6 0.26%	11 0.50%	13 0.91%
Black (Hispanic/Latino)	1 0.04%	1 0.03%	1 0.04%	1 0.05%	0 0.00%
Black or African American	138 4.84%	226 7.12%	156 6.72%	167 7.56%	128 9.00%
Multiracial	9 0.32%	8 0.25%	7 0.30%	1 0.05%	3 0.21%
Native Pacific Islander	0 0.00%	0 0.00%	0 0.00%	1 0.05%	1 0.07%
Unknown/Not Classified	274 9.61%	315 9.93%	396 17.05%	359 16.26%	286 20.10%
White (Hispanic/Latino)	124 4.35%	188 5.93%	112 4.82%	126 5.71%	81 5.69%
White (Non Hispanic or Latino)	2,291 80.39%	2,421 76.32%	1,644 70.77%	1,535 69.52%	910 63.95%

Female	1,215 42.63%	1,278 40.29%	958 41.24%	862 39.04%	579 40.69%
Male	1,630 57.19%	1,852 58.39%	1,227 52.82%	1,344 60.87%	841 59.10%
Not Classified	5 0.18%	42 1.32%	138 5.94%	2 0.09%	3 0.21%



Statistics

Demographic Analysis of Citations



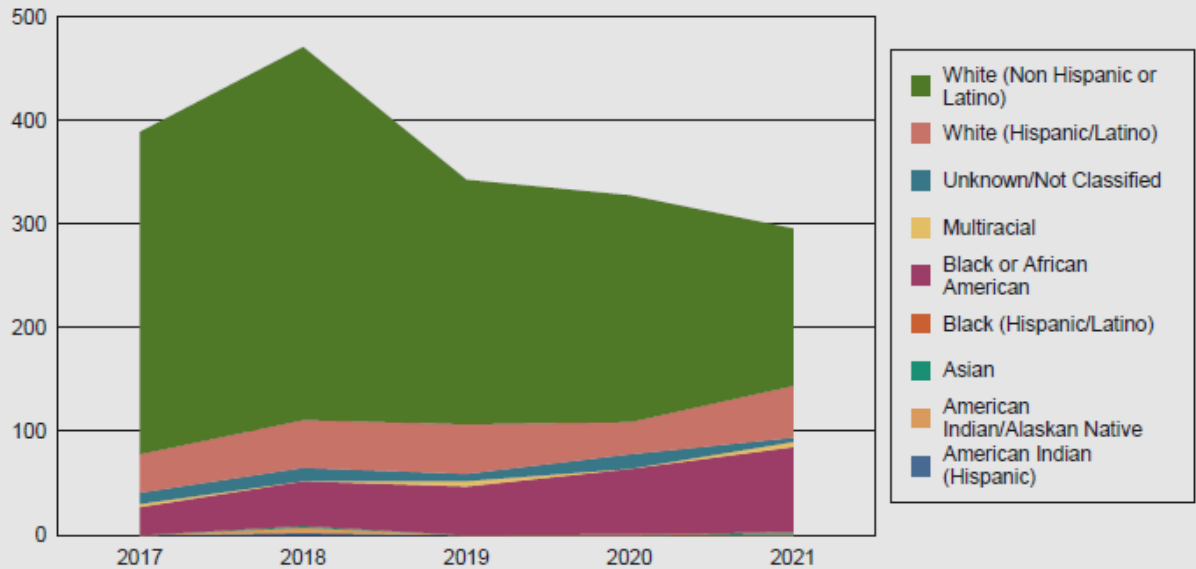
	2017	2018	2019	2020	2021
American Indian (Hispanic)	0 0.00%	3 0.07%	0 0.00%	0 0.00%	0 0.00%
American Indian/Alaskan Native	4 0.10%	4 0.09%	4 0.14%	3 0.16%	5 0.48%
Asian	16 0.40%	33 0.76%	13 0.46%	12 0.62%	4 0.38%
Black (Hispanic/Latino)	0 0.00%	1 0.02%	2 0.07%	2 0.10%	1 0.10%
Black or African American	260 6.58%	319 7.33%	197 6.97%	197 10.22%	105 10.00%
Multiracial	8 0.20%	14 0.32%	10 0.35%	0 0.00%	9 0.86%
Unknown/Not Classified	373 9.44%	408 9.38%	388 13.73%	203 10.53%	153 14.57%
White (Hispanic/Latino)	271 6.86%	321 7.38%	242 8.57%	154 7.99%	119 11.33%
White (Non Hispanic or Latino)	3,021 76.42%	3,248 74.65%	1,969 69.70%	1,357 70.38%	654 62.29%

Female	1,392 35.21%	1,549 35.60%	957 33.88%	564 29.25%	372 35.43%
Male	2,530 64.00%	2,739 62.95%	1,725 61.06%	1,342 69.61%	656 62.48%
Not Classified	31 0.78%	63 1.45%	143 5.06%	22 1.14%	22 2.10%
Total	3,953	4,351	2,825	1,928	1,050



Statistics

Demographic Analysis of Arrests



	2017	2018	2019	2020	2021
American Indian (Hispanic)	0 0.00%	2 0.42%	0 0.00%	0 0.00%	0 0.00%
American Indian/Alaskan Native	0 0.00%	5 1.06%	0 0.00%	0 0.00%	1 0.34%
Asian	0 0.00%	2 0.42%	0 0.00%	0 0.00%	2 0.68%
Black (Hispanic/Latino)	0 0.00%	0 0.00%	0 0.00%	1 0.30%	0 0.00%
Black or African American	27 6.94%	43 9.13%	47 13.70%	63 19.21%	82 27.70%
Multiracial	3 0.77%	0 0.00%	5 1.46%	0 0.00%	5 1.69%
Unknown/Not Classified	11 2.83%	13 2.76%	7 2.04%	14 4.27%	4 1.35%
White (Hispanic/Latino)	37 9.51%	46 9.77%	48 13.99%	31 9.45%	50 16.89%
White (Non Hispanic or Latino)	311 79.95%	360 76.43%	236 68.80%	219 66.77%	152 51.35%

Female	118 30.33%	128 27.18%	90 26.24%	60 18.29%	79 26.69%
Male	271 69.67%	343 72.82%	253 73.76%	268 81.71%	217 73.31%
Total	389	471	343	328	296

St. John Police Department Montly Report for year 2021 by Nature

NATURE	JAN	FEB	MAR	APR	MAY	JUN	JUL	AUG	SEP	OCT	NOV	DEC	Total
911 HANGUP	15	11	14	11	8	21	17	18	20	23	16	20	194
911 Misdial	0	1	1	0	0	0	0	0	0	0	0	0	2
911 Open Line	2	2	1	4	0	7	4	3	5	1	1	5	35
Abandoned Vehic	6	5	4	2	0	1	0	4	2	0	1	0	25
Active Shooter	0	0	0	0	0	0	0	0	1	0	0	0	1
Agency Assist	49	42	45	50	46	53	44	57	37	44	47	46	560
Aircraft	0	0	0	0	0	0	0	1	0	0	0	0	1
Alarm	33	37	39	46	47	42	42	37	35	28	42	41	469
Animal Bite	0	1	1	3	0	2	0	2	0	1	1	0	11
Animal Problem	7	9	16	6	18	15	12	14	11	17	12	10	147
Assignment	46	54	55	69	49	4	9	69	79	86	77	37	634
Assist Motorist	0	2	0	0	0	0	0	1	0	0	0	0	3
Atmpt to Locate	0	1	0	2	0	0	0	1	0	0	0	0	4
Att To Serve	0	1	0	0	0	0	0	0	0	0	0	0	1
Battery	0	0	1	0	1	0	0	0	0	1	0	0	3
Burglary	0	0	0	1	0	1	0	0	0	0	0	0	2
Burglary Atmp	0	0	1	0	0	0	0	0	0	0	0	0	1
Child Abuse	0	0	0	0	1	0	0	0	1	0	0	0	2
Citizen Assist	19	11	11	19	11	15	19	13	11	10	15	11	165
Citizen Dispute	0	0	0	0	4	1	0	1	0	0	1	0	7
Civil Matter	1	1	0	1	0	2	2	1	2	3	0	0	13
Comunty Policng	0	0	0	0	2	0	3	4	0	3	5	9	26
Crim Mischief	3	1	6	3	2	1	5	1	5	1	0	3	31
Crim Reckless	0	1	0	0	0	0	1	0	0	0	0	0	2
Crossing Guard	2	6	4	6	7	0	0	6	3	7	11	6	58
Custodial Int.	0	1	1	0	1	1	1	0	1	1	0	2	9
Death Investgtn	2	2	2	0	5	2	2	1	0	3	1	2	22
Deliver Message	0	0	0	1	0	0	0	1	0	0	0	0	2
Disabld Vehicle	8	29	5	12	8	7	6	11	7	6	8	11	118
Disorderly	0	0	0	0	0	1	0	0	0	0	0	0	1
Disturbance	14	10	10	12	6	8	9	9	9	10	8	8	113
Dom. Battery	4	0	1	1	3	3	1	1	3	1	0	1	19
Domestic Dist	4	1	2	4	1	3	3	3	2	2	0	2	27
Driving Complnt	4	1	4	1	3	6	6	2	3	2	3	4	39
Drugs	1	0	3	2	3	2	1	7	2	3	1	5	30
DUI	1	1	4	1	1	4	1	5	7	3	2	1	31
Emergency Notif	0	0	0	0	0	0	0	0	0	0	1	0	1
EMS Psych	0	0	1	0	0	0	0	0	1	0	0	0	2
Escort	2	3	5	5	4	2	1	2	4	3	4	6	41
Extra Patrol	1	2	0	2	2	4	3	43	7	0	2	0	66
False Report	0	0	0	0	0	0	0	0	0	0	0	2	2
Fight	1	1	2	0	0	0	0	0	2	0	0	3	9
Fingerprint	0	0	5	11	14	14	14	6	2	5	8	6	85

Fostering a Safe Present and Future



NATURE	JAN	FEB	MAR	APR	MAY	JUN	JUL	AUG	SEP	OCT	NOV	DEC	Total
FIRE CO Alarm	0	0	0	0	0	0	0	1	0	0	0	0	1
FIRE Gas IN	2	0	0	1	0	0	0	0	0	1	0	0	4
FIRE Rubbish	0	0	1	0	0	0	0	0	0	0	0	0	1
Fireworks	1	0	0	0	3	2	8	1	0	1	0	1	17
Follow Up	2	1	1	0	0	0	0	3	0	1	0	4	12
Forgery	0	0	0	0	0	1	0	0	0	0	0	0	1
Found Property	3	2	1	2	2	1	4	2	3	1	2	1	24
Fraud	8	5	3	4	1	4	3	3	4	7	6	4	52
Funeral Escort	5	5	3	2	1	6	5	1	2	7	3	5	45
H&R Accident	4	6	3	2	3	6	5	5	4	4	4	5	51
Harassment	3	3	0	1	2	3	0	1	2	4	0	0	19
Home Invasion	0	0	0	0	0	0	0	0	0	1	0	0	1
Identity Theft	4	1	3	0	0	3	1	1	1	1	1	0	16
Illegal dumping	0	0	1	1	0	0	0	0	0	0	0	0	2
Information	24	21	16	15	18	16	19	21	19	24	19	29	241
Intimidation	2	1	0	0	1	0	0	0	0	0	0	1	5
Intoxication	0	0	0	0	0	1	0	2	1	3	0	0	7
Juv-Molestation	0	0	1	0	0	0	0	0	0	0	0	0	1
Juvenile Prob	3	1	2	2	1	2	2	2	1	2	5	2	25
K9 Usage	0	2	8	3	2	1	5	5	1	4	3	4	38
Littering	0	0	0	0	0	1	0	0	0	1	0	0	2
Lockout	1	0	4	0	1	2	0	1	0	2	0	2	13
Lost Property	1	2	4	0	0	2	1	2	2	0	0	3	17
Loud Music	2	0	3	3	4	5	11	5	2	6	4	3	48
Mental	0	0	0	0	0	0	0	1	2	1	1	0	5
Miscellaneous	0	0	1	0	1	0	0	1	0	0	0	0	3
Missing Person	0	0	0	0	1	2	0	1	2	2	1	0	9
Narcotics Inves	0	0	0	0	0	0	0	0	0	1	0	0	1
Obstruct Traffic	0	0	0	0	0	0	0	1	1	0	0	1	3
Off Duty Resp	0	0	0	0	0	0	0	1	0	0	0	1	2
Off Road Veh	0	0	1	1	0	0	0	0	0	0	0	0	2
Open Burning	0	0	0	0	1	0	0	0	1	0	0	0	2
Ordinance vio	6	6	0	0	6	2	1	0	3	2	2	3	31
Overdose	3	0	1	0	0	1	0	2	0	1	0	1	9
Panhandling	0	0	0	0	0	1	0	1	0	1	0	0	3
Parking Problem	5	5	1	1	6	1	2	5	11	2	1	0	40
Patrol Notifica	13	8	17	12	16	5	5	14	19	3	7	4	123
PD Accident	23	32	23	30	34	37	34	30	31	43	40	49	406
Permit App/Gun	96	55	34	38	28	17	29	32	24	31	20	12	416
PI Accident	3	7	5	4	5	11	2	10	3	3	4	4	61
Premise Check	0	0	0	1	1	1	0	0	0	0	0	0	3
Property Damage	4	1	2	5	2	5	9	3	6	7	6	6	56
Protection Ord	0	0	0	0	0	0	0	0	1	1	0	0	2
Public Indecenc	0	0	0	0	0	0	0	0	0	2	1	1	4
Public Intox	0	0	0	1	0	0	0	0	0	1	0	0	2
Pursuit	0	1	1	2	0	0	0	1	1	0	0	2	8

Fostering a Safe Present and Future



NATURE	JAN	FEB	MAR	APR	MAY	JUN	JUL	AUG	SEP	OCT	NOV	DEC	Total
Railroad Issue	2	0	1	0	0	1	0	0	0	0	0	0	4
Reckless Drivg	8	10	13	16	14	27	30	15	22	22	21	12	210
Recovered Veh	1	0	0	0	0	0	0	0	0	1	0	0	2
Repossession	1	1	1	1	0	0	1	1	0	1	1	1	9
Resisting	0	0	0	1	1	1	1	0	1	0	1	0	6
Road Blockage	0	0	0	0	0	0	0	1	1	0	0	0	2
Robbery	1	0	0	0	0	0	0	0	0	0	0	0	1
Runaway Juvnile	0	0	2	2	1	0	0	4	0	1	0	0	10
Sex Offense	0	0	0	1	0	0	0	1	0	0	0	0	2
Sexual Battery	0	0	0	1	0	0	0	0	0	0	0	0	1
Shots Fired	1	1	2	1	1	0	0	0	2	1	1	1	11
Solicitors	2	0	0	0	1	0	2	0	0	0	1	0	6
Stalking	0	0	0	1	0	0	0	0	0	0	0	0	1
Suicidal Subj	0	1	0	1	0	0	0	0	0	0	1	0	3
Suicide	0	0	0	0	0	0	0	0	0	0	1	0	1
Suspicious Inc.	8	18	5	11	10	17	14	12	11	8	8	23	145
Suspicious Per.	9	2	13	8	13	9	8	11	13	9	9	10	114
Suspicious Veh.	16	7	20	8	17	15	15	9	9	10	17	9	152
Tactical	1	0	1	1	2	4	5	2	1	2	1	0	20
Theft	0	1	5	4	2	4	2	3	2	2	1	6	32
Theft from Veh.	0	0	1	0	3	0	0	0	0	0	0	0	4
Theft-Auto	0	0	0	1	0	0	0	0	0	1	0	1	3
Threatening	1	1	3	3	3	0	1	3	3	4	0	1	23
Tobacco Problem	0	0	0	0	1	0	0	0	0	0	0	0	1
Tow/Veh Release	0	2	1	1	0	0	0	0	0	0	0	0	4
Traffic Hazard	9	8	4	1	4	10	6	7	3	6	2	5	65
Traffic Offense	13	6	12	9	15	3	4	17	11	3	10	3	106
Traffic Stop	9	5	4	9	15	2	5	12	4	4	5	0	74
Trespassing	2	0	2	2	2	5	3	8	2	2	2	2	32
Unk. Problem	2	0	0	0	0	0	0	0	0	0	1	0	3
Unsecure Premis	0	1	0	0	1	0	1	1	0	0	0	2	6
Unwanted Party	0	0	1	0	0	0	1	1	1	2	0	0	6
Utility Problem	6	5	6	0	2	3	1	5	3	5	2	4	42
Vacation check	0	0	3	2	2	6	4	0	3	2	1	6	29
VIN Inspection	12	20	28	32	19	32	36	29	31	24	26	22	311
Wanted Person	0	0	0	0	0	0	0	0	0	1	0	0	1
Warrant	1	0	4	0	2	1	1	2	0	0	1	0	12
Weapon Offense	1	1	2	0	5	1	0	1	2	0	0	2	15
Welfare Check	14	5	15	8	12	11	16	8	11	15	8	14	137
Totals	563	497	533	531	535	513	509	636	545	561	518	513	6,454

Fostering a Safe Present and Future





Special Operations

The St. John Police Department is not only committed to serve and protect the citizens of St. John, but also to serve the people within the region. Departments typically help each other out to patrol the roadways for suspicious incidents and answer calls to emergencies. Through such actions, illegal drugs and weapons are confiscated and stolen vehicles are located. People with active warrants are occasionally uncovered from a routine traffic stop as well.

Most importantly, criminals are removed from our neighborhoods when special operations are deployed. Law enforcement hopes that their presence deters any further crimes from being committed. Law-abiding citizens can feel a sense of relief when the news media reports of another job well done.



Chief Flores is a working chief who still responds to calls. Pictured above left is Chief Flores working a Lake County Saturation Patrol with reporter Paul Goddard from Region News Source. Activity runs the gamut from a routine traffic stop to a pursuit of a fleeing suspect. Pictured right is Chief Flores making a traffic stop. Driver's license and registration please!



Special Operations

Indiana HIDTA

High Intensity Drug Trafficking Areas



The mission of the Indiana HIDTA is to reduce drug availability and usage by creating intelligence-driven drug task forces (initiatives) aimed at eliminating or reducing domestic drug trafficking and its harmful effects through the enhancement and coordination of drug trafficking enforcement efforts among federal, state and local law enforcement agencies.

St. John Police continues to assist in hindering the transport of illegal drugs and weapons along I-65, and other locations. The Chicago Metropolitan Area includes Northwest Indiana, and it is a prime location for such transport.



Fostering a Safe Present and Future



Special Operations

Northwest Regional SWAT



The St. John Police Department participates in the Northwest Regional SWAT (NWRs) Team along with other agencies in Lake County.

The primary purpose and objective of the NWRs is to respond efficiently and appropriately, based upon the circumstances of each situation, to incidents which create a significant risk to Law Enforcement Officers and the general public, utilizing comprehensive special weapons and tactics training.

Participating Unit Activation Guidelines

A real, suspected or potential violent crime, including, but not limited to;

- | | |
|---------------------------|------------------------|
| Armed/Suicidal Suspect | Barricaded Subject |
| Hostage Situation | Terrorist Incidents |
| Sniper Situation | High Risk Apprehension |
| High Risk Warrant Service | Dignitary Protection |
| Civil Disturbances | Disaster Assistance |

Special Assignments

Any other situation or circumstance that the NWRs Board of Directors may approve for inclusion on this list.

Any other emergency situation in which the NWRs Commander, in his/her discretion, deems activation appropriate under the circumstances.



Fostering a Safe Present and Future



Special Operations



Participating agencies are required to invest in the interlocal agreement that they approve. Interested officers train for 4 days at a camp, and then the recruits graduate from SWAT school. Snipers train 3 days with a retired SEAL Master Chief Sniper. Assault teams get 3-1/2 days with a Green Beret. It is a grueling, yet rewarding time and pays off when there is a call to respond.

Fostering a Safe Present and Future



Special Operations

Drone Technology



The St. John Police Department implemented drone technology and vehicle crash reconstructionist techniques in 2021. Five officers have been licensed with the Federal Aviation Administration to operate unmanned small aircraft, better known as drones. One of our officers also received in-depth training from the Indiana Association of Certified Accident Investigators. These officers are trained in the use of special software that enables them to reconstruct vehicle crash scenes by taking aerial measurements. The investigation task is performed more efficiently and without the need of additional officers. Roadways can be cleared and opened sooner as well.



Our drone fleet is also equipped with infrared technology to assist with locating missing persons in rough terrain or in areas of limited accessibility. Heat signatures can be located from the air.



Fostering a Safe Present and Future



ENW 2-20-1971

Indiana town won't let memory of murders die



Police Flags Lowered To Mourn Slain Lawmen

ST. JOHN — Flags flew at half-staff here and at State Police posts throughout Indiana today as preparations were made to bury two lawmen killed in a shootout.

Police at the Schererville post, meanwhile, declined further statements on the shooting Saturday for fear of prejudicing their prosecution of the two suspects.

St. John Town Marshal James Larimer, 55, and Trooper John J. Streu, 25, were killed early Saturday behind Kolling Elementary School as they investigated a suspicious looking car.

John R. Lee, 17, of Greenville, Ky. is in fair condition in Our Lady of Mercy hospital, Dyer, under constant police guard.

Lonnie D. Williams, 23, who gave a Hammond address is held in the Lake County Jail.

The St. John Town will close

Flags at State Police Posts were lowered at 10 a.m. Saturday in honor of Streu.

Streu, a State Police rookie since August and a former Cass County sheriff for three years, will be buried Tuesday in Logansport, Ind., his home and that of his parents.

Larimer, a former Hammond policeman, was honored here with a request by town officials that all flags be lowered for 30 days.


Larimer will be buried in Chapel Lawn Memorial Gardens, Schererville, following services from the Burns Funeral Home, 8415 Calumet Ave., Munster.

A third lawman injured in the shootout, Trooper Pete Popplewell, 29, is in satisfactory condition in Mercy Hospital today. He is expected to be released about mid-week barring complications.

At St. John, Ind., State Policeman John J. Streu, 25, and Marshal James Larimer, 55, were shot to death while attempting to question two men in a stolen car. State Trooper Pete Popplewell Jr., 29, was wounded by one of the suspects, who then threw down his empty gun and begged for mercy as Popplewell held him in his sights.



Larimer



Streu

JAMES E. LARIMER

DATE OF BIRTH

June 2, 1915

PASSED AWAY

February 20, 1971

TIME and PLACE OF SERVICE

February 23, 1971 at 1:30 p.m.
Burns Funeral Home

OFFICIATING

Rev. James O. Penrod

AT REST

Chapel Lawn Memorial Gardens
Schererville, Indiana





Rest in Peace

Indiana law enforcement losses reported in 2021.

“May you rest in peace good and faithful servant.”

INFORMATION: Officer Down Memorial Page (ODMP)

Sergeant Thomas E. Sawyer

Hammond Police Department, IN

EOW: June 17, 2021

Cause: COVID19

School Resource Officer John D. Starks

Clark County Sheriff's Office, IN

EOW: December 8, 2021

Cause: COVID19

Corporal Robert W. Nicholson

Clark County Sheriff's Office, IN

EOW: September 26, 2021

Cause: COVID19

Lieutenant Eugene Lasco

Indiana Department of Correction, IN

EOW: February 21, 2021

Cause: Stabbed

Reserve Deputy James R. Hirtzel

Jackson County Sheriff's Office, IN

EOW: October 12, 2021

Cause: COVID1

Town Marshal Anthony W. Hinshaw

Losantville Marshal's Office, IN

EOW: November 25, 2021

Cause: COVID19

Reserve Deputy Sheriff James Driver

Monroe County Sheriff's Office, IN

EOW: March 29, 2021

Cause: Automobile crash

Detective Greg Ferency

Terre Haute Police Department, IN

EOW: July 7, 2021

Cause: Gunfire





Fostering a Safe Present and Future

St. John Police Department | Public Safety Facility
11033 W. 93rd Avenue | St. John, IN 46373-9701