



## 2019 ANNUAL REPORT

# *Leading a New Direction*

St. John Police Department | 11033 West 93rd Avenue | St. John, Indiana 46373







# Table of Contents

## Leading a New Direction

- A Message from Chief Flores ..... 3

## Service Statistics

- 2019 Service Calls Summary with 5-Year Comparison ..... 4
- 5-Year Incident Comparison by Type ..... 5-7
- 2019 Officer Statistics..... 8

## Demographic Statistics

- 5-Year Warning Demographics ..... 9
- 5-Year Citation Demographics .....10
- 5-Year Arrest Demographics .....11

## Traffic Statistics

- 5-Year Traffic Citations & Warnings Comparison .....12

## Investigations & Criminal Charges

- 5-Year Comparison Incidents & Arrests .....13
- 2019 Investigations by Type.....14
- 5-Year Criminal Charges Comparison .....15

## St. John Police Department Annual Highlights

- Welcome to the Family .....16
- Above & Beyond the Call—Awards .....17
- Partnerships & Policing .....18-21
- Making Connections—St. John K9 Unit & Fans of Match .....22-26
- Fostering Values for Generations .....27-28
- School Resource Officers .....29-30
- Keeping in Touch—9PM Routine .....31
- Servants for Good .....32





## Leading a New Direction

St. John, Indiana has become a destination for families and businesses to dwell and work in a safe, desirable community. As South Lake County experiences record growth, it does come at a price to maintain a peaceful environment. Law Enforcement will require more manpower, equipment, and training to meet the demands of a flourishing town.

As we close 2019 and enter a new direction of leadership, the St. John Police Department is implementing a strategy of amiable communication with our elected and appointed officials. This collective effort will allow us to evolve as a team with one focus; to serve and protect. A department cannot fulfill its commitment to the public without support from effective leaders. We look forward to this next chapter of administration as we reflect on lessons learned during 2019 and prior.

While our previous slogan “serving with pride and integrity” had its merit, our emphasis in 2020 is directed towards departmental unity. A department functions in much the same way as a family unit with each person bringing strength and dialogue to the table. Leadership should encourage participation from the team by delegating responsibilities entrusted to qualified personnel. We are greatly encouraged by our talented roster of men and women bringing years of knowledge and experience to the Town of St. John.

One valuable lesson deserving emphasis is that good leadership evolves, not from pride, but from unassertiveness. A humble mindset becomes the catalyst for integrity. As Abraham Lincoln said, “Nearly all men can stand adversity, but if you want to test a man’s character, give him power.” We look forward to exemplifying the attributes that earn your respect and allow us the resources necessary to serve and protect.

Respectfully yours,

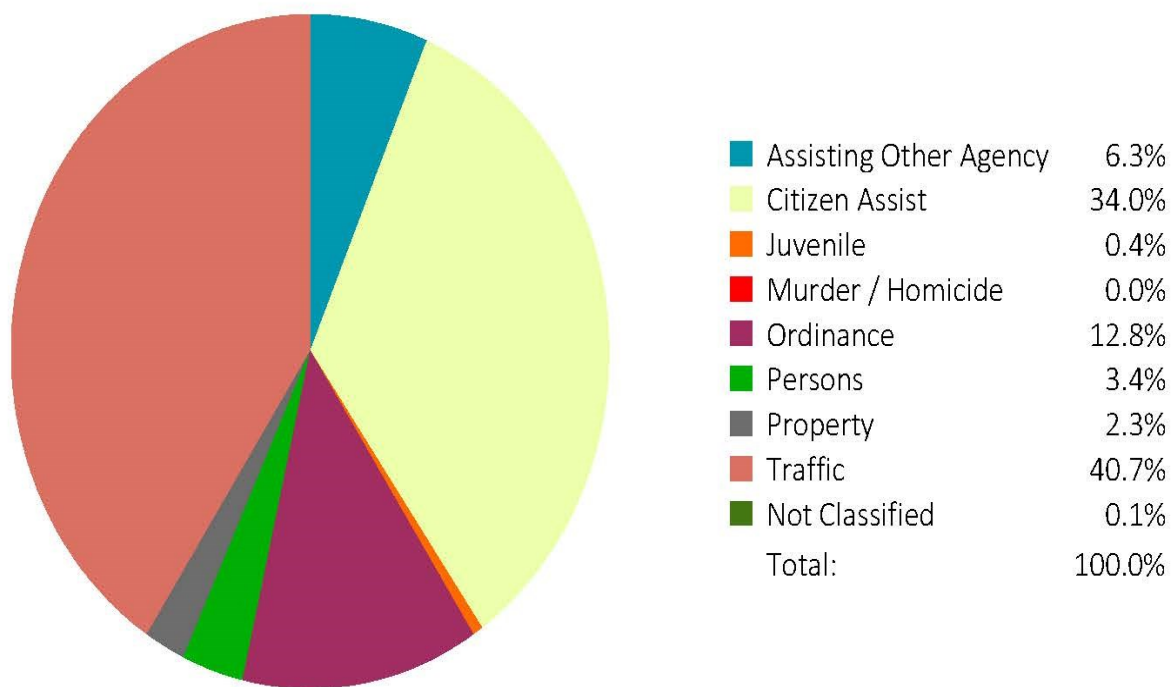
Steven Flores | Chief of Police





# Service Calls Summary

Incident Type	Year Total
Incidents Assisting Other Agency (Including Fire and EMS):	881
Incidents related to Citizen Assists:	4774
Incidents related to Juveniles:	60
Incidents related to Murder/Homicide:	0
Incidents related to Ordinances:	1796
Incidents related to Persons:	475
Incidents related to Property:	322
Incidents related to Traffic:	5711
Incidents Not Classified:	19
<b>Totals:</b>	<b>14,038</b>



2015	2016	2017	2018	2019
10,495	11,951	15,088	16,800	14,038





## 5-Year Incident Comparison

### Incident by Nature 2015 to 2019

	2015	2016	2017	2018	2019
911 HANGUP	41	61	53	64	83
911 Misdialed	4	3	3	2	0
911 Open Line	9	15	15	10	19
Abandoned Vehicle	17	23	18	23	25
Agency Assist	367	400	803	887	770
Alarm	594	563	649	574	640
Alcohol Offense	1	7	7	3	2
Animal Bite	8	11	12	11	14
Animal Problem	345	223	259	169	199
Assault-Knife	0	1	0	0	0
Assignment	1	364	313	404	709
Assist Motorist	44	11	10	4	6
Attempt to Locate	2	2	2	6	3
Att To Serve	1	5	4	12	3
Bad Check	1	0	1	0	0
Battery	17	26	29	21	14
Bomb Threat/Att	0	1	0	0	0
Bond Out	0	0	2	0	1
Bribery	0	0	1	0	0
Burglary	7	17	19	15	10
Burglary Attempt	2	2	3	0	0
Child Abuse	0	2	5	4	3
Child Seat Insp	3	0	2	0	0
Citizen Assist	50	125	131	154	172
Citizen Dispute	7	4	13	30	5
Civil Matter	30	37	34	34	23
Community Policing	0	0	8	14	13
Conversion	2	3	3	4	0
Criminal Mischief	42	56	62	46	30
Criminal Reckless	0	0	3	2	0
Crossing Guard	20	16	46	40	40
Curfew	0	0	0	1	0
Custodial Int.	10	14	10	10	9
Death Investigation	9	7	7	19	12
Deliver Message	10	18	10	5	10
Disabled Vehicle	140	146	112	163	143
Disorderly	4	2	4	1	4
Disturbance	42	49	49	77	115
Dom. Battery	4	5	6	15	7
Domestic Dist	62	58	56	44	51
Domestic w/weap	1	0	1	0	0
Driving Complaint	157	113	98	70	74
Drugs	34	54	50	75	54
DUI	77	51	59	66	45
EMS Gunshot	0	0	0	1	0
EMS Mutual Aid	0	0	0	1	0
EMS Psych	0	0	0	3	4
Escort	29	21	34	57	44
Extra Patrol	93	59	54	32	29
False Report	1	1	2	3	1
Fatal Accident	0	1	1	2	1
Fight	7	4	6	5	8
Fingerprint	28	34	51	39	37
Fire	21	6	0	1	1
FIRE Alarm	23	9	2	1	1
FIRE Assist	0	1	1	0	0



## 5-Year Incident Comparison

	2015	2016	2017	2018	2019
FIRE Brush	2	0	0	0	0
FIRE CO Alarm	4	7	3	5	2
FIRE Gas IN	2	3	4	4	3
FIRE Gas OUT	1	0	0	0	0
FIRE Investigat	0	0	0	0	1
FIRE Misc	2	0	0	1	0
FIRE Mutual Aid	0	1	0	0	0
FIRE Rubbish	1	0	3	6	2
FIRE Smoke	0	1	0	0	0
FIRE Vehicle	1	0	0	0	0
Fireworks	38	15	18	25	15
Follow Up	3	23	26	21	39
Forgery	0	0	2	1	2
Found Property	29	28	31	17	23
Fraud	33	51	48	54	43
Funeral Escort	57	50	59	46	37
H&R Accident	27	42	33	45	41
Harassing TX	13	17	11	3	4
Harassment	9	19	14	17	15
Home Invasion	0	0	1	0	0
Homicide	1	0	0	0	0
Hunting Cmplnt.	1	0	2	1	0
Identity Theft	19	20	9	10	11
Illegal dumping	3	2	4	3	2
Impound	0	0	1	3	2
Information	241	255	227	246	316
Intimidation	5	7	8	5	11
Intoxication	7	12	20	11	14
Invasion Priv.	9	8	1	5	4
Juvenile Prob	75	52	56	11	26
Juv-Molestation	0	0	0	1	0
K9 Usage	49	81	86	60	59
Littering	0	3	2	2	0
Lockout	110	100	94	23	9
Loitering	2	1	1	1	0
Lost Property	12	13	10	11	12
Loud Music	33	56	42	39	46
Man with Gun	0	0	1	0	0
Medical	311	438	17	8	3
Med-Mutual Aid	1	0	0	0	0
Mental	0	2	1	10	9
Miscellaneous	9	43	2	2	0
Missing Person	9	11	14	5	8
Narcotics Inves	0	0	1	3	1
Obstruct Traffic	0	0	0	2	3
Off Duty Resp	0	1	2	26	18
Off Road Veh	30	10	12	16	12
Open Burning	3	10	0	4	2
Ordinance vio	42	139	64	44	27
Overdose	8	6	7	6	4
Panhandling	3	3	1	6	4
Parking Problem	50	41	40	64	81
Patrol Notifica	8	82	197	569	332
PD Accident	362	333	343	380	451
Permit App/Gun	0	0	66	216	193
PI Accident	36	61	55	63	41
Pornography	3	0	0	0	0
Premise Check	4	8	5	1	4
Prisoner Trnsp	0	0	2	1	1





## 5-Year Incident Comparison

	2015	2016	2017	2018	2019
Property Damage	86	68	70	64	56
Protection Ordr	0	1	1	0	0
Public Indecenc	0	0	2	4	4
Public Intox	1	1	3	2	3
Pursuit	3	1	1	2	0
Railroad Issue	2	12	9	14	2
Rape	0	1	0	2	1
Reckless Drivg	28	115	161	186	187
Recovered Prop	0	6	0	1	0
Recovered Veh	1	1	3	3	2
Repossession	16	4	10	17	17
Residential Ent	0	4	0	1	1
Resisting	6	2	5	4	4
Restraining Ord	0	4	2	0	0
Road Blockage	1	11	4	4	1
Robbery	1	0	1	0	3
Runaway Juvnile	2	16	12	6	5
Sex Offense	3	1	3	2	6
Sexual Battery	2	0	0	0	1
Shoplifting	1	10	6	5	5
Shots Fired	9	10	13	8	16
Solicitors	33	20	27	23	16
Stalking	0	0	1	2	0
Suicidal Subj	0	0	0	3	3
Suicide	0	0	0	1	2
Suicide Attempt	2	2	1	2	0
Suspicious Inc.	136	166	192	175	157
Suspicious Per.	107	105	151	180	160
Suspicious Veh.	257	311	314	326	261
Tactical	8	3	9	9	8
Theft	62	48	68	62	97
Theft - Firearm	2	0	4	1	0
Theft Atmp	0	3	3	4	17
Theft from Veh.	13	39	18	19	19
Theft Veh.Other	0	1	4	0	0
Theft-Auto	1	1	6	7	4
Theft-Truck/Bus	0	0	0	0	1
Theft-Veh Parts	0	2	1	0	2
Threatening	14	27	24	16	10
Tobacco Problem	1	6	20	26	29
Tow/Veh Release	0	0	2	1	3
Traffic Hazard	62	58	62	77	87
Traffic Offense	81	70	98	95	97
Traffic Stop	3	18	8	21	23
Training Exerc	0	1	0	0	0
Trespassing	9	12	11	25	26
Unauth Control	1	0	1	2	0
Unk. Problem	0	0	0	2	0
Unsecure Premis	30	33	34	32	23
Unwanted Party	10	8	12	7	9
Utility Problem	38	50	32	55	36
Vacation check	61	64	69	64	66
VIN Inspection	221	208	229	250	209
Wanted Person	1	0	1	1	1
Warrant	38	29	36	40	21
Weapon Offense	3	1	2	6	4
Welfare Check	135	98	107	101	113
<b>Total</b>	<b>5,526</b>	<b>6,338</b>	<b>6,622</b>	<b>7,287</b>	<b>7,185</b>



# Officer Statistics

## Officer Statistics 1/1/2019 to 12/31/2019

	<u>Warnings</u>	<u>Citations</u>	<u>Officer Responsible</u>	<u>Officer Responding</u>	<u>Vacation Checks</u>	<u>Business Checks</u>	<u>Arrests</u>	<u>Offenses</u>
<b>Administration</b>								
DEMETER D	18	1	267	351	0	1	0	0
FLORES S	4	1	45	81	0	0	1	1
<b>Code Enforcement</b>								
KALINOWSKI JA	0	18	101	115	0	0	0	0
<b>Detective Bureau</b>								
WIDEN C	0	0	37	116	0	1	3	3
<b>Patrol</b>								
ADAMS S	104	194	368	603	3	74	10	9
AMPTMEYER AA	174	231	705	977	157	210	28	49
BURK JE	18	6	146	220	0	1	3	3
DAHLIN J	10	31	351	630	0	15	3	5
GARDENHIRE T	57	94	357	610	0	108	3	5
JACOBS S	160	185	492	802	203	247	23	49
LUKASIK LU	250	173	440	711	78	158	16	21
MOFFITT M	21	37	138	157	0	0	17	32
OLSON NE	35	45	148	200	7	18	6	6
OLSON RO	131	101	343	584	1	30	14	17
PATZSCHKE J	111	174	359	667	4	166	42	70
RYBICKI DA	62	85	340	664	23	59	19	33
SANDAKER A	81	124	534	818	0	83	11	18
SICKLES P	59	78	176	252	7	33	12	21
SIDENBENDER B	10	81	389	678	0	126	4	10
STAMATE N	73	79	230	376	1	37	6	6
WORTSMAN D	82	144	383	652	6	60	5	5
ZUZICH L	101	159	524	755	121	150	13	15
<b>Reserve Officer</b>								
ANDERSEN E	0	0	0	1	0	0	0	0
FIALKOWSKI R	0	0	0	0	0	0	0	0
OLEARY J	0	1	10	54	0	0	0	0
SMITH TI	5	0	2	8	0	0	0	0
SWETS R	4	4	6	49	0	1	0	0
WOLFF M	2	1	6	33	0	0	0	0
<b>TOTALS</b>	<b>1,572</b>	<b>1,764</b>	<b>6,897</b>	<b>11,164</b>	<b>611</b>	<b>1,578</b>	<b>239</b>	<b>378</b>

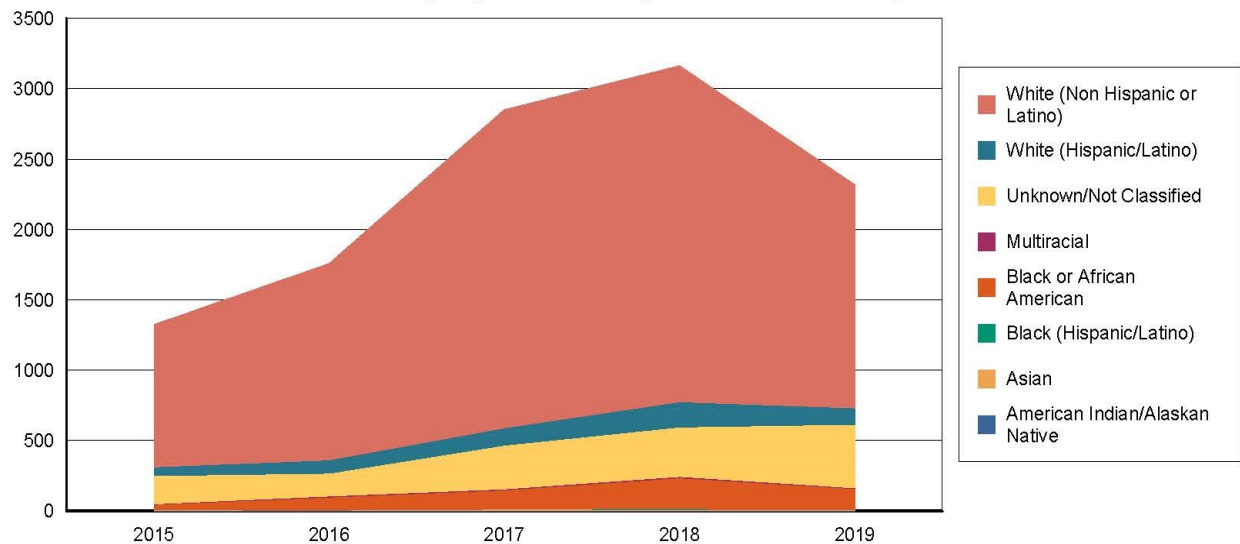






# 5-Year Warning Demographics

## Demographic Analysis of Warnings



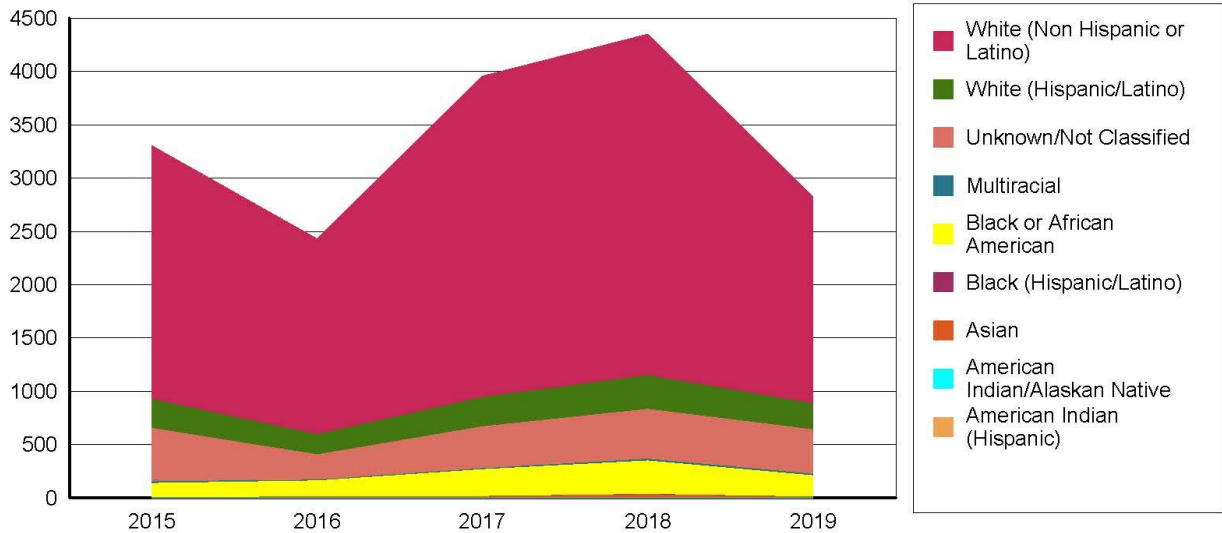
	2015	2016	2017	2018	2019
American Indian/Alaskan Native	2 0.15%	2 0.11%	5 0.18%	5 0.16%	1 0.04%
Asian	5 0.38%	4 0.23%	8 0.28%	7 0.22%	6 0.26%
Black (Hispanic/Latino)	0 0.00%	0 0.00%	1 0.04%	1 0.03%	0 0.00%
Black or African American	39 2.95%	93 5.29%	135 4.74%	223 7.05%	151 6.51%
Multiracial	4 0.30%	6 0.34%	8 0.28%	8 0.25%	6 0.26%
Unknown/Not Classified	200 15.12%	163 9.27%	309 10.84%	353 11.16%	451 19.46%
White (Hispanic/Latino)	62 4.69%	94 5.35%	124 4.35%	178 5.63%	116 5.00%
White (Non Hispanic or Latino)	1,011 76.42%	1,396 79.41%	2,260 79.30%	2,388 75.50%	1,587 68.46%

Female	568 42.93%	800 45.51%	1,217 42.70%	1,274 40.28%	939 40.51%
Male	745 56.31%	955 54.32%	1,627 57.09%	1,843 58.27%	1,220 52.63%
Not Classified	10 0.76%	3 0.17%	6 0.21%	46 1.45%	159 6.86%
Total	1,323	1,758	2,850	3,163	2,318



# 5-Year Citation Demographics

## Demographic Analysis of Citations



	2015	2016	2017	2018	2019
American Indian (Hispanic)	0 0.00%	0 0.00%	0 0.00%	1 0.02%	0 0.00%
American Indian/Alaskan Native	3 0.09%	4 0.16%	4 0.10%	4 0.09%	5 0.18%
Asian	10 0.30%	13 0.54%	17 0.43%	35 0.80%	13 0.46%
Black (Hispanic/Latino)	0 0.00%	0 0.00%	0 0.00%	1 0.02%	0 0.00%
Black or African American	132 4.00%	152 6.26%	252 6.37%	315 7.24%	199 7.05%
Multiracial	17 0.51%	7 0.29%	10 0.25%	16 0.37%	14 0.50%
Unknown/Not Classified	499 15.10%	236 9.72%	393 9.93%	468 10.76%	417 14.77%
White (Hispanic/Latino)	272 8.23%	190 7.82%	276 6.97%	316 7.26%	245 8.68%
White (Non Hispanic or Latino)	2,371 71.76%	1,827 75.22%	3,006 75.95%	3,194 73.43%	1,931 68.38%

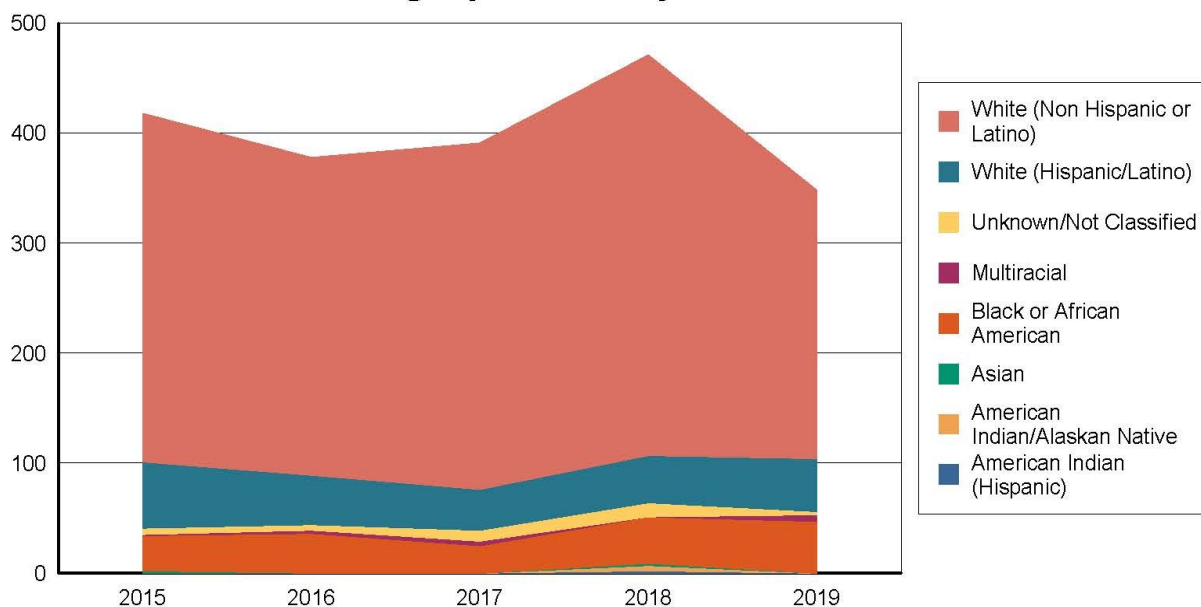
Female	1,107 33.49%	820 33.76%	1,394 35.22%	1,547 35.56%	949 33.60%
Male	2,090 63.24%	1,561 64.27%	2,533 64.00%	2,733 62.83%	1,716 60.76%
Not Classified	108 3.27%	48 1.98%	31 0.78%	70 1.61%	159 5.63%
<b>Total</b>	<b>3,305</b>	<b>2,429</b>	<b>3,958</b>	<b>4,350</b>	<b>2,824</b>





# 5-Year Arrest Demographics

## Demographic Analysis of Arrests



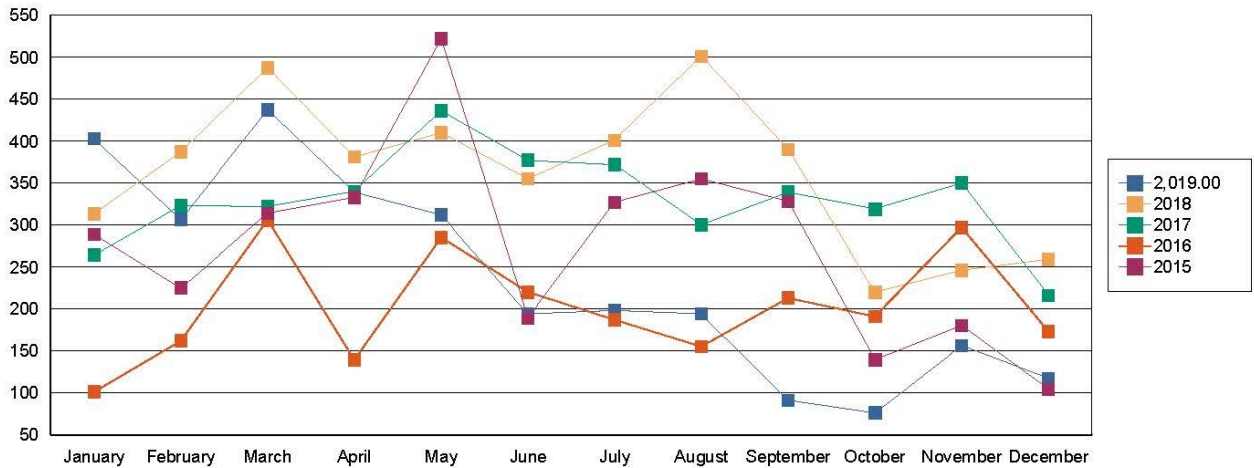
	2015	2016	2017	2018	2019
American Indian (Hispanic)	0 0.00%	0 0.00%	0 0.00%	2 0.42%	0 0.00%
American Indian/Alaskan Native	0 0.00%	0 0.00%	0 0.00%	5 1.06%	0 0.00%
Asian	2 0.48%	0 0.00%	0 0.00%	2 0.42%	0 0.00%
Black or African American	32 7.66%	36 9.52%	25 6.39%	42 8.92%	47 13.51%
Multiracial	1 0.24%	3 0.79%	4 1.02%	0 0.00%	6 1.72%
Unknown/Not Classified	6 1.44%	5 1.32%	10 2.56%	13 2.76%	3 0.86%
White (Hispanic/Latino)	60 14.35%	45 11.90%	37 9.46%	43 9.13%	48 13.79%
White (Non Hispanic or Latino)	317 75.84%	289 76.46%	315 80.56%	364 77.28%	244 70.11%

Female	104 24.88%	77 20.37%	118 30.18%	129 27.39%	90 25.86%
Male	314 75.12%	301 79.63%	273 69.82%	342 72.61%	258 74.14%
<b>Total</b>	<b>418</b>	<b>378</b>	<b>391</b>	<b>471</b>	<b>348</b>



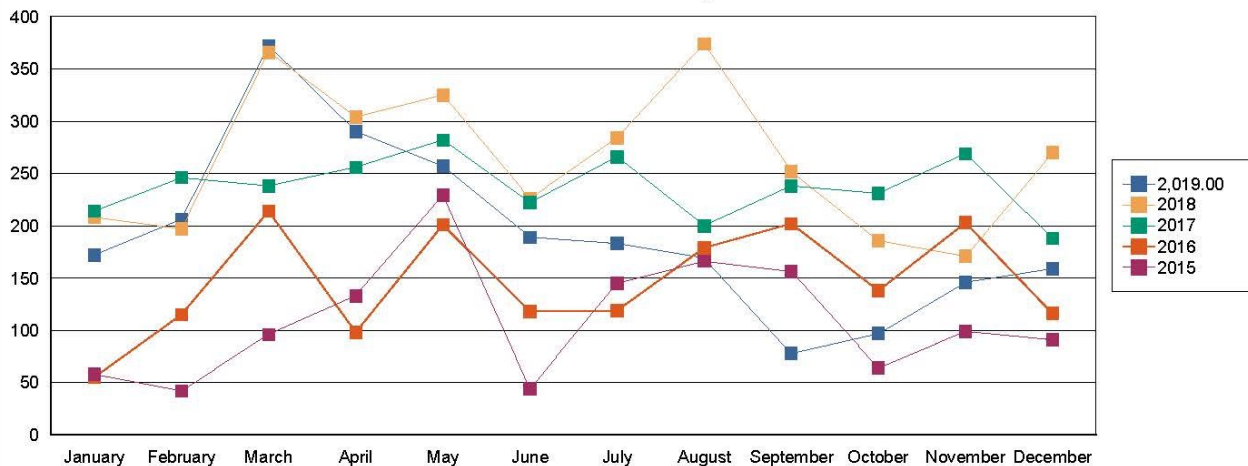
# 5-Year Traffic Citations & Warnings

## Traffic Citations



2015	2016	2017	2018	2019
3,305	2,429	3,958	4,350	2,824

## Traffic Warnings



2015	2016	2017	2018	2019
1,323	1,758	2,850	3,163	2,318

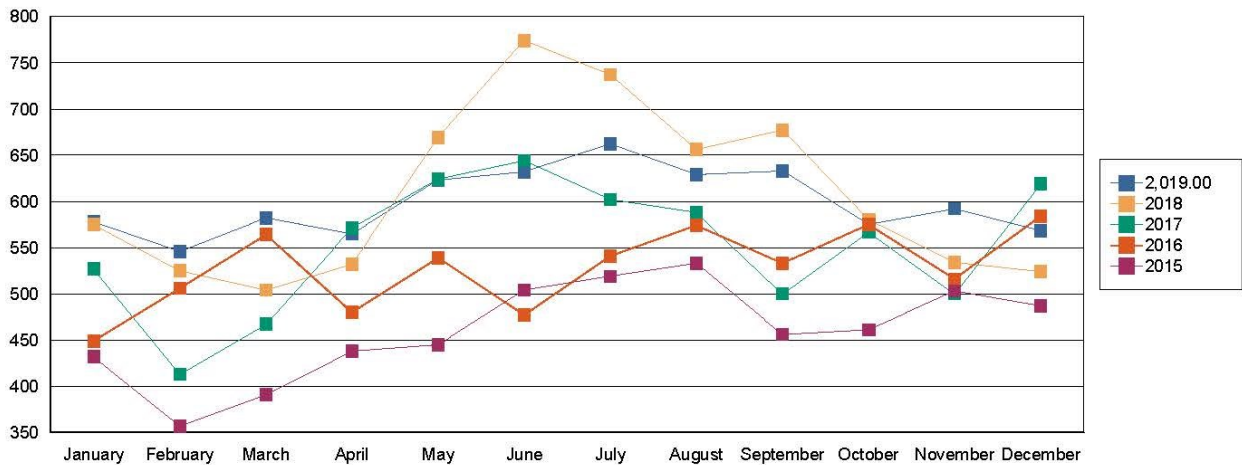






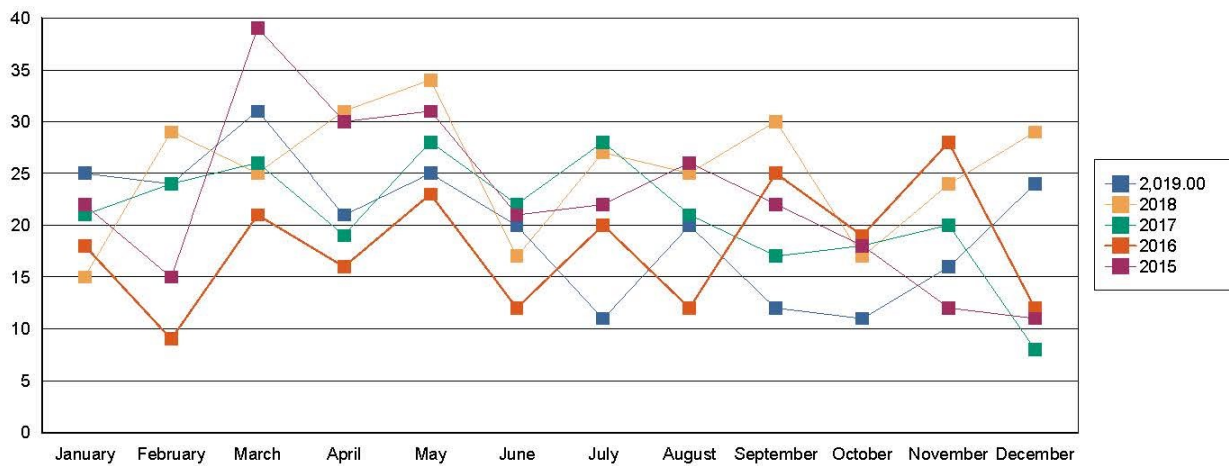
# Incidents & Arrests

Incidents



2015	2016	2017	2018	2019
5,526	6,338	6,622	7,287	7,185

Arrests



2015	2016	2017	2018	2019
269	215	252	303	240





# Investigations

INVESTIGATIONS | CRIMINAL CHARGES

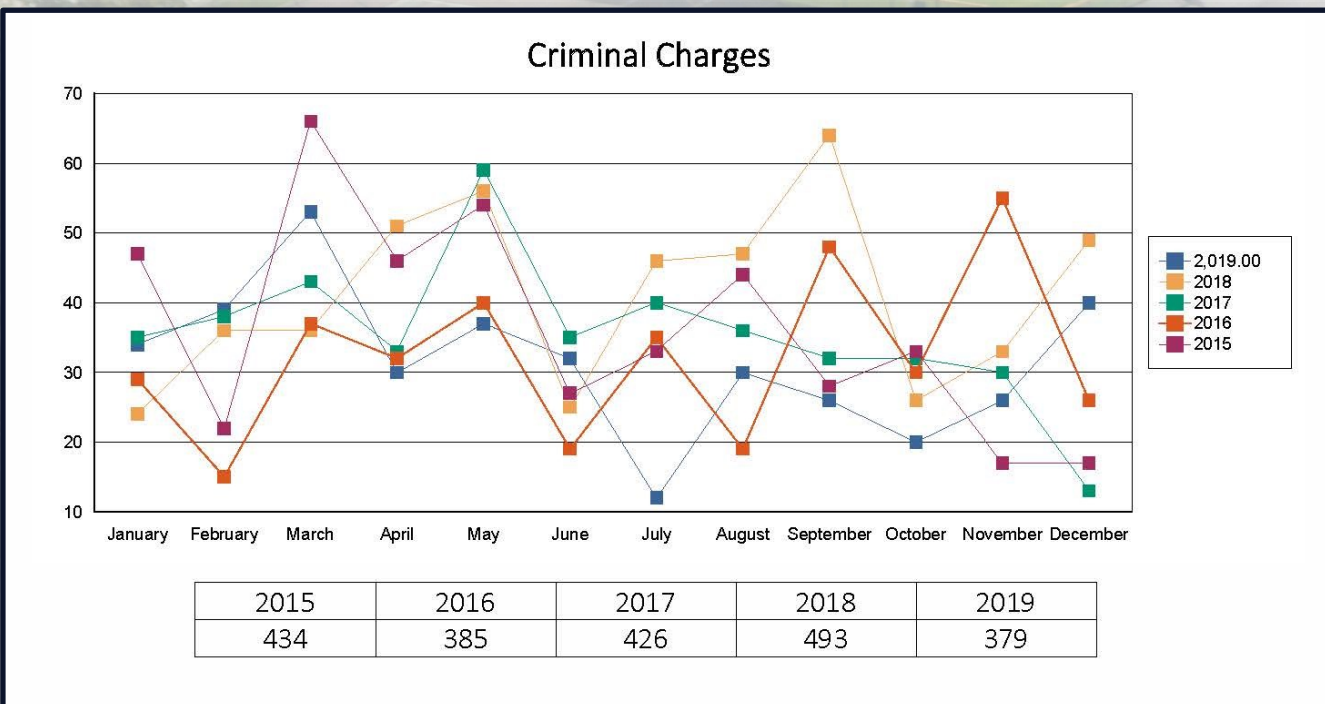
	Sent to Investigations	Closed Investigations	Cleared Charges Filed
Agency Assist	2	2	0
Alarm	1	1	0
Burglary	7	1	2
Civil Matter	1	1	0
Crim Mischief	1	1	0
Death Investgtn	1	1	0
Drugs	1	0	0
Fatal Accident	1	1	0
Follow Up	1	1	0
Forgery	2	2	0
Fraud	16	10	5
H&R Accident	2	2	0
Harassment	2	2	0
Identity Theft	1	1	0
Information	14	11	0
Intimidation	4	2	1
Missing Person	1	1	0
Public Indecenc	1	0	0
Rape	1	1	0
Robbery	3	2	0
Runaway Juvnile	1	1	0
Sex Offense	5	3	0
Suspicious Inc.	2	2	0
Theft	52	14	24
Theft Atmp	16	15	1
Theft from Veh.	10	3	1
Theft-Auto	3	2	0
Theft-Veh Parts	1	1	0
Traffic Offense	1	0	0
<b>Closure Rate: 55%</b>	<b>154</b>	<b>84</b>	<b>34</b>







## Criminal Charges



An April press conference with Lake County Prosecutor Bernard Carter (second to the right), Detective Widen, Commander Flores, and Chief Kveton.





## Welcome to the Family



St. John Police is an attractive recruiting ground for talented officers wishing to make our Department their career base in law enforcement. A competitive salary and benefits package combined with an outstanding and supportive community draw many candidates to our door.

In 2019, we welcomed two officers to St. John during an emergency hire campaign. Officers Burk and Olson came to us from Dyer Police and Lowell Police respectively. We also bid a congratulatory farewell to veteran Corporal Rudzinski who served 37 years in law enforcement.

Changes in leadership at the end of 2019 welcomed Detective Commander Flores to the position of Police Chief. After serving 34 years in law enforcement, Chief Kveton retired to pursue other opportunities.

The Metropolitan Police Commission was also replaced with a Public Safety Board encompassing experienced citizens in police and fire to serve the needs of both departments.



Officers Burk and Olson receive their oaths and become Units 33 and 34 at the St. John PD.







# Above & Beyond the Call

A highlight of the awards presented for excellence.

## Medal of Valor

Officer Jacobs

Corporal Rybicki

## Meritorious Service

Officer Sandaker

Officer Sidenbender

Officer Adams

## Distinguished Service

Officer Patzschke

Officer Sidenbender

Corporal Moffitt

Officer Sickles

Detective Widen

Deputy Chief Demeter

Police Technology Director Wroe



Above: Corporal Rybicki and Officer Jacobs receive Medals of Valor for their heroic efforts during a serious house fire. Police officers are typically the first to respond to such calls and must make quick decisions to ensure safety.



Above: Officer Patzschke receiving recognition for his efforts during drug interdiction traffic patrolling.



Above: Deputy Chief Demeter, Detective Widen, and Corporal Moffitt receiving recognition for their skills during a theft incident that lead to a speedy arrest and recovery of goods.

Right: Our tech expert getting much due recognition for his Data Initiative work. The Department has a transparent listing of incidents on the Town's website that can be reviewed and sorted by the public.








## Partnerships & Policing

**“The police are the public and the public are the police; the police being only members of the public who are paid to give full time attention to duties which are incumbent on every citizen in the interests of community welfare and existence.”**

**—Robert Peel**

Today's law enforcement trend is geared towards community policing. Towns and cities want a police force to be omnipresent, however, the reality is that this is humanly impossible. There is only so much money, time, and talent to go around in a 24-hour period. Every member of society believes that their situation warrants an immediate call to action, and this is rightfully understood by police.

The welfare of a community is centered around a network of partnerships. Residents, business owners, parents and teachers, public entities, religious leaders, civic organizations—keeping the town safe and maintaining our quality of life is everyone's responsibility. Utilizing strengths from each group is important to keep the peace.



Officer Burk demonstrates the value of partnering with the community during an open garage door check. The resident's Ring system caught him in action offering peace of mind to the homeowner.

*Door closed, house secure, 10-4!*







## Partnerships & Policing

When all is said and done, the real citadel of strength of any community is in the hearts and minds and desires of those who dwell there.” —Everett Dirksen



Above: Corporal Lukasik (in the background) oversees a ride to school with a police officer. Right: Chief Kveton taking a picture with an excited group of children ready to embark on their ride to school.



Officer Jacobs and Corporal Rybicki accepting a gift of treats from a fan.



New park sign in honor of Town Marshal Larimer.



Officers Olson and Sandaker checking to see how they “measure up” their tour for duty.

Pictured below, Corporal Olson being congratulated for his promotion.







## Partnerships & Policing

It's the simple things that make a difference.



Above: Our tech expert prepares children's ID's at an October Open House.



In memory of our canine partner in public safety, Jake the Fire Dog.

New squads added to the fleet are always appreciated by our officers.



Left: Commander Flores, Detective Widen, and Officer Adams gather with residents and business owners for our Burgers & Badges event.

You are cordially invited to

# Burgers & Badges

Grab a burger and meet with members of the  
**St. John Police Department**  
for informal conversation about initiatives,  
events, and public safety issues in our community.

When:  
When:  
Time:







## Partnerships & Policing

### Dedication to the thin blue line.



Below: Indiana Going Blue raises funds for families of fallen officers. Staff made a donation for our comrades and received these cute memorial bears for the office.



Left: We were privileged to be a stop for Indiana's Riding to Remember group. The team gathered at our facility to recognize fallen heroes for police and fire.

St. John Police Department hosted the Supervision of Police Personnel training with the Northwestern University Center for Public Safety. Officers from Northern Indiana and the South Suburbs of Chicago signed up for the program.







## Making Connections



### Searches & Tracking Demonstrations Patrol Duties

Our fearless canine Match and his handler, Officer Adams, are well-received at community functions. Children are excited to see our four-legged buddy, complete with his own badge, demonstrating agility and temperament. Officer Adams trains Match regularly, so they are ready whenever called upon to perform searches, tracking, and apprehension of criminals.

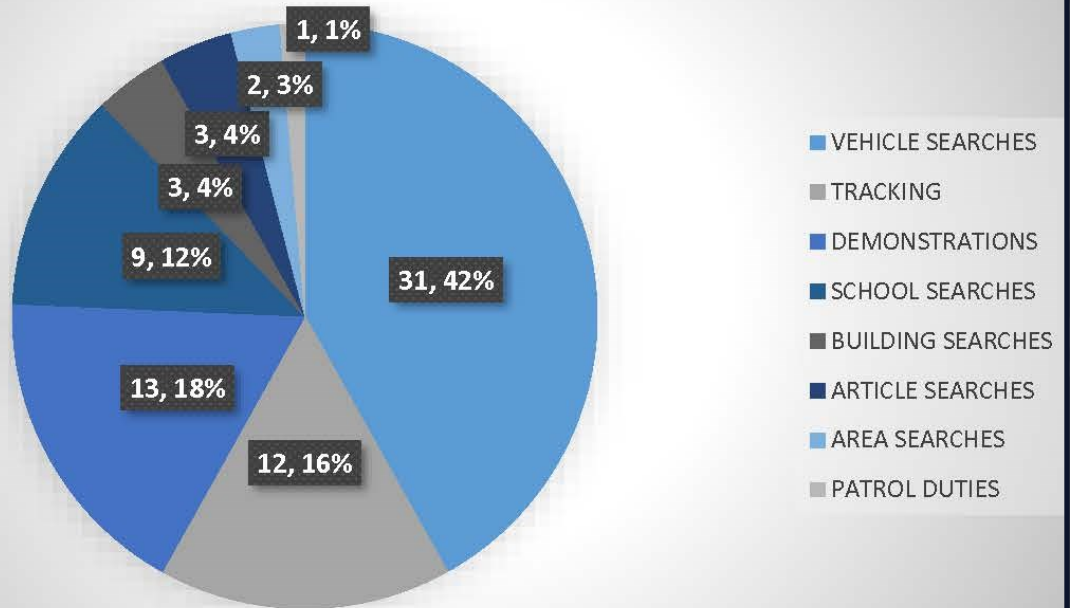




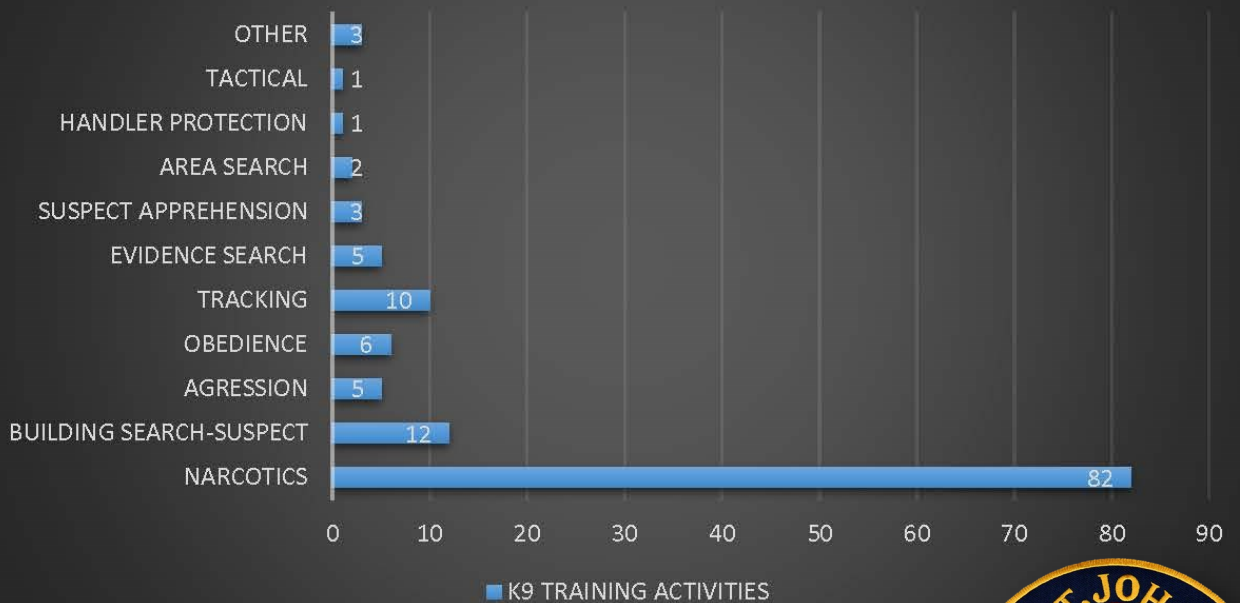


## K-9 Unit Statistics

### K9 DEPLOYMENTS



### K9 TRAINING ACTIVITIES







## Fans of Match

We hate to brag, but our Officer Match is quite popular. He's no stranger to the spotlight, and is always anxious to get to work with his handler Officer Adams.







## Fans of Match



Match can get some sleep







## Fans of Match



## Strike a pose!

Match-approved portraits  
for framing.







## Fostering Values for Generations

**“[Kids] don’t remember what you try to teach them. They remember what you are.” —Jim Henson**



St. John Officers appeared at Lake Central High School in February to speak with a government class. Students gained insight about procedures in the enforcement of laws. Pictured left to right: Commander Flores, Corporal Lukasik, Corporal Moffitt, Officer Sickles, and Officer Adams.



Boy Scouts visited Chief Kveton to earn their badges for fingerprinting.



Officers Adams and Sandaker receiving gestures of gratitude from children during a visit to school.





## Fostering Values for Generations

**“[Kids] don’t remember what you try to teach them. They remember what you are.” —Jim Henson**



Above: Our Toys for Tots collection was building up momentum to give underprivileged children a happy holiday. Many anonymous donors helped us succeed at our goal.



Above: Little guests enjoying some imaginary policeman and fireman time at the Public Safety Open House.



Above: Cub Scouts paying a visit with Chief Kveton for a tour of the facility.

Right: Officer Wortsman facilitated the Toys for Tots campaign for the Marine Corps. A collection box was placed in the lobby for donors to give new, unwrapped toys for children in need.







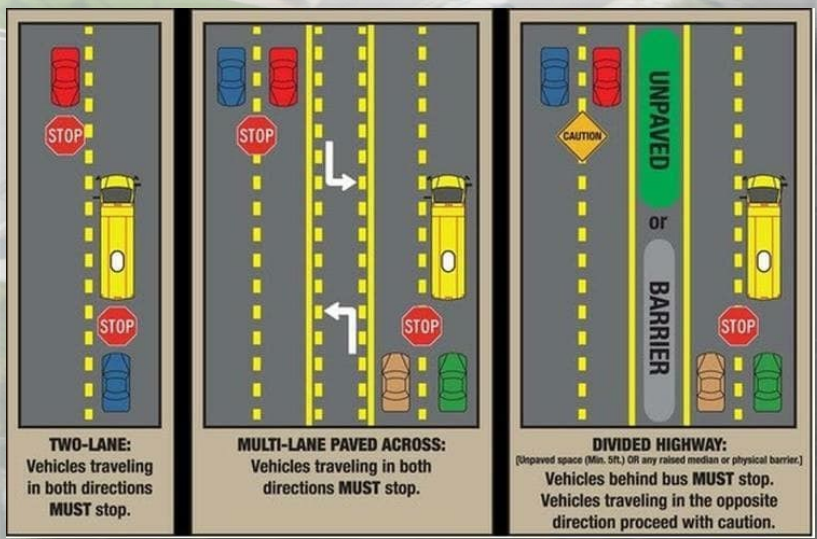
# School Resource Officers

“Being a role model is the most powerful form of educating.”

—John Wooden



Pictured left to right: Corporal Moffitt, St. John Police, Officer Kissinger and his K-9 partner Kolt (not pictured) from Dyer Police, Corporal Patrick from Dyer Police, Officer Burton from the Schererville Police and Officer Stamate of the St. John Police.



Often posted on our Facebook page, the school bus stop diagrams are a reminder to obey the law and avoid stop arm violations.







## School Resource Reports

Our School Resource Officers work in tandem with Lake Central School Corporation to ensure school safety. Officers participate in specialized training with membership in the National Association of School Resource Officers. The instruction provides tools for relationship building with both students and staff.

Our SRO's learn the foundations of school-based law enforcement with a high standard of ethics.

- Understanding Special Needs Students
- Informal Counseling & Mentoring
- Social Media & Cyber Security
- Understanding the Teenager
- Violence & Victimization
- School Law
- Diverse-Student Development & Support
- Youth Trends & School Culture
- Threat Response & Assessment
- School Safety & Operations
- Crime Prevention

	2019
911 HANGUP	1
Agency Assist	3
Battery	4
Crim Mischief	2
Custodial Int.	1
Disturbance	1
Driving Complnt	3
Drugs	17
Fight	3
Harassment	1
Information	8
Intimidation	2
Juvenile Prob	1
Medical	1
PD Accident	17
Property Damage	1
Public Indecenc	1
Sexual Battery	1
Suspicious Inc.	3
Theft	2
Tobacco Problem	29
Traffic Offense	25
Unwanted Party	1
Welfare Check	2
<b>Total</b>	<b>130</b>







## Keeping in Touch

**“It’s 9 o’clock. Time to lock it up.”**

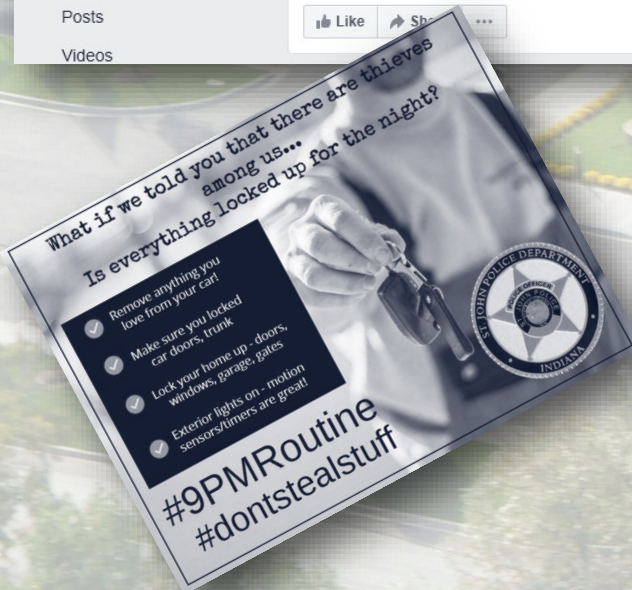
—Said just about everybody watching our Facebook page.

# 9PM

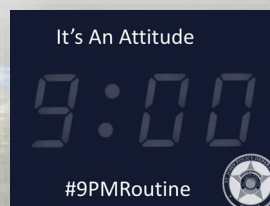
The St. John Police Department Facebook page is a popular tool to keep the public aware of events that impact our safety. Our Facebook page also assists in the role of community policing.

The #9PMRoutine is posted nightly to remind people to secure doors and windows. Unfortunately, we still find people failing to lock vehicles, close garage doors, and keep valuables away from prying eyes.

Regardless of where you live, follow the 9PMRoutine to play it safe.



**A nightly reminder to get with the program!**







## Servants for Good

St. John Police Department wishes to bring awareness to our community concerning the devastating losses that occurred in 2019. We are grateful to work in an environment that still respects the dedication of law enforcement officers. Sadly, we see our brothers and sisters struggling in other parts of the country.

While an officer typically becomes the adversary to the lawbreaker, please remember the good produced by keeping the majority safe. Chaos ensues without laws and the enforcement of laws. The “servants for good” are instruments used to grant peace, justice, and a quality of life that would otherwise not exist. Let us not forget the sacrifices made for this purpose.

### 2019 Law Enforcement Losses

Suicide	225+
Gunfire	47
Automobile crash	23
Heart attack	16
Struck by vehicle	14
9/11 related illness	11
Vehicular assault	6
Duty related illness	4
Assault	3
Gunfire (Inadvertent)	2
Accidental	1
Drowned	1
Explosion	1
Motorcycle crash	1
Training accident	1
Vehicle pursuit	1
Emotionally Injured	Countless



Source: ODMP.org and BlueHELP.org