

---

# *St. John Police Department*

## *Annual Report 2017*

---



**James A. Kveton**  
**Chief of Police**

***Police Department***

11033 West 93<sup>rd</sup> Avenue  
St. John, Indiana 46373-9701



***James A. Kveton***  
***Chief of Police***

(219) 365-6032 Voice  
(219) 558-2166 Facsimile  
E-Mail: [jkveton@stjohnin.com](mailto:jkveton@stjohnin.com)

February 1, 2018

**The Chief's Year In Review,**

During the year 2017 members of the St. John Police Department have provided our citizens, our community and those that travel through and work in the Town of St. John, compassionate, honest, professional and ethical law enforcement. As I review the efforts of members of the St. John Police Department during 2017 I am very proud. Some shining examples of our department's efforts are:

- Officers increased their responses to community traffic concerns by 62%
- Cases investigated by Detective Division increased 29%
- Calls for service/incidents increased 26%
- Training provided for our officers has increased 4%
- We have reduced injuries resulting from car crashes by 8%
- We have expanded the "Police Data Initiative" to include 13 different data sets
- Implemented dash cameras through grant money in all marked police vehicles
- Expanded Community Engagement through school and community initiatives
- We have become more involved in the community and charitable events
- The Department has reduced its dependence on paper products by increasing the use of digital storage of reports and documents
- We are working to implement an updated and more efficient Department organizational structure

As the members of the St. John Police Department become more involved in our community, and are called upon to respond to an increasing number of calls for service, we have worked very hard to become more efficient. The Town Council has also recognized the need to increase the Police Department's manpower by increasing our staff during 2017 by one officer, with plans to increase the Department by another officer in 2018. Through a Town wide collaborative effort the service Town of St. John employees are able to provide the community has benefitted everyone.

As the Chief of Police for the Town of St. John, I am thankful and honored to lead the members of this Police Department. We all continue to serve the citizens of St. John with Pride and Integrity.

Sincerely,

A handwritten signature in black ink, appearing to read "James A. Kveton".  
James A. Kveton  
Chief of Police

## **St. John Police Department Mission Statement**

The men and women of the St. John Police Department are committed to providing those that live, work or visit St. John the most professional and ethical law enforcement service possible.

Our mission is to enhance the quality of life in our Town by working in partnership with the community and in accordance with constitutional rights to enforce the laws, preserve the peace, reduce fear, and provide for a safe environment.

The Town of St. John is fortunate to have one of the lowest crime rates in the State of Indiana, but St. John is not crime free. Most people do not realize that they, themselves, are a critical member of our crime solving and crime prevention team. To assist us in our mission, we ask that all community members call us immediately when they need police service, witness a crime, or they see something that appears suspicious.

We have several programs that help us to enhance and maintain safety and the low crime rate we enjoy. From school and traffic safety to neighborhood patrols, our commitment is to keep St. John a wonderful and safe place to live, work, shop and raise your family.

- Chief James A. Kveton -

**Our Motto**  
**"Serving with Pride and Integrity"**

# 2017 Annual Report



## Table of Contents

• Message from the Chief .....	i
• St. John Police Department Mission .....	ii
• Table of Contents .....	iii
• Mileage 2013-2017 .....	1
• Incident and Calls for Service 2017 .....	2
• Human Resources .....	3
• Traffic Report 2013-2017 .....	4
• Incident Report 2013-2017 .....	5
• Arrest Report 2013-2017 .....	5
• Criminal Charges Report 2013-2017 .....	6
• Incidents by Nature 2013-2017 .....	7-9
• Officer statistics .....	10
• Training Report .....	11
• Fund Raising.....	12
• Race and Demographic Report .....	13-14
• Investigations .....	15-16
• K-9 Report .....	17
• 2017 Photo Gallery .....	18-20

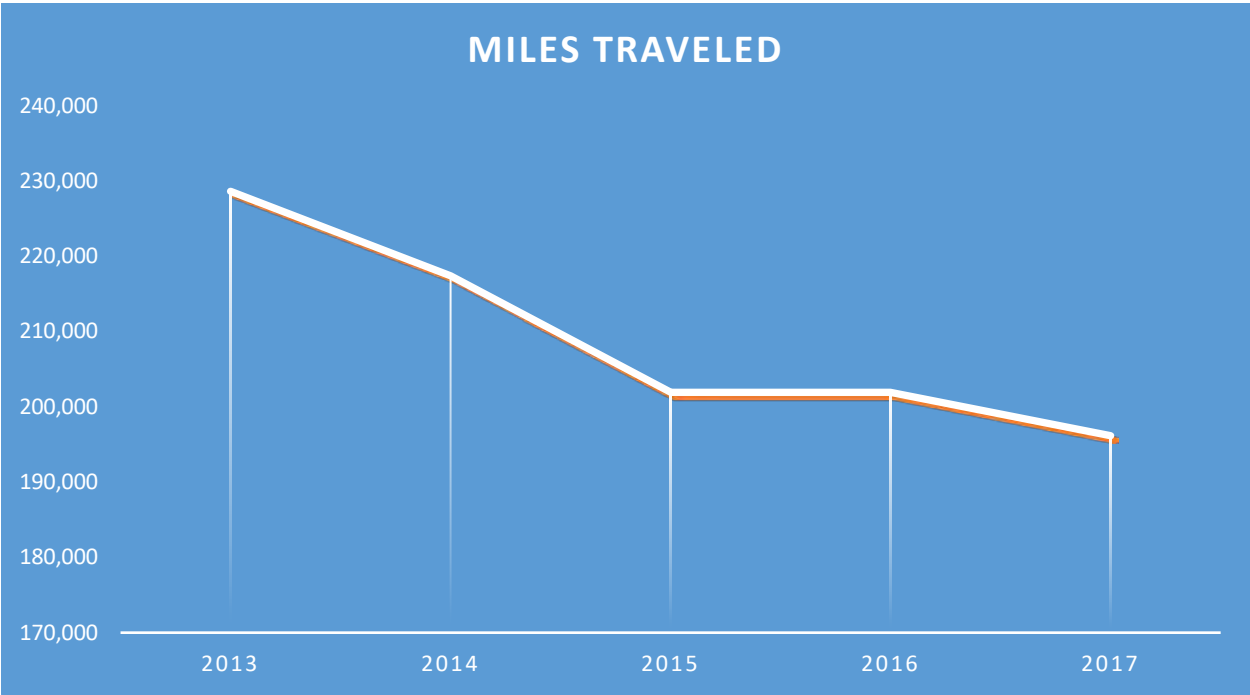


# 2017 Annual Report



## Miles Traveled

2013	2014	2015	2016	2017
228,603	217,423	201,947	201,953	196,151



# 2017 Annual Report

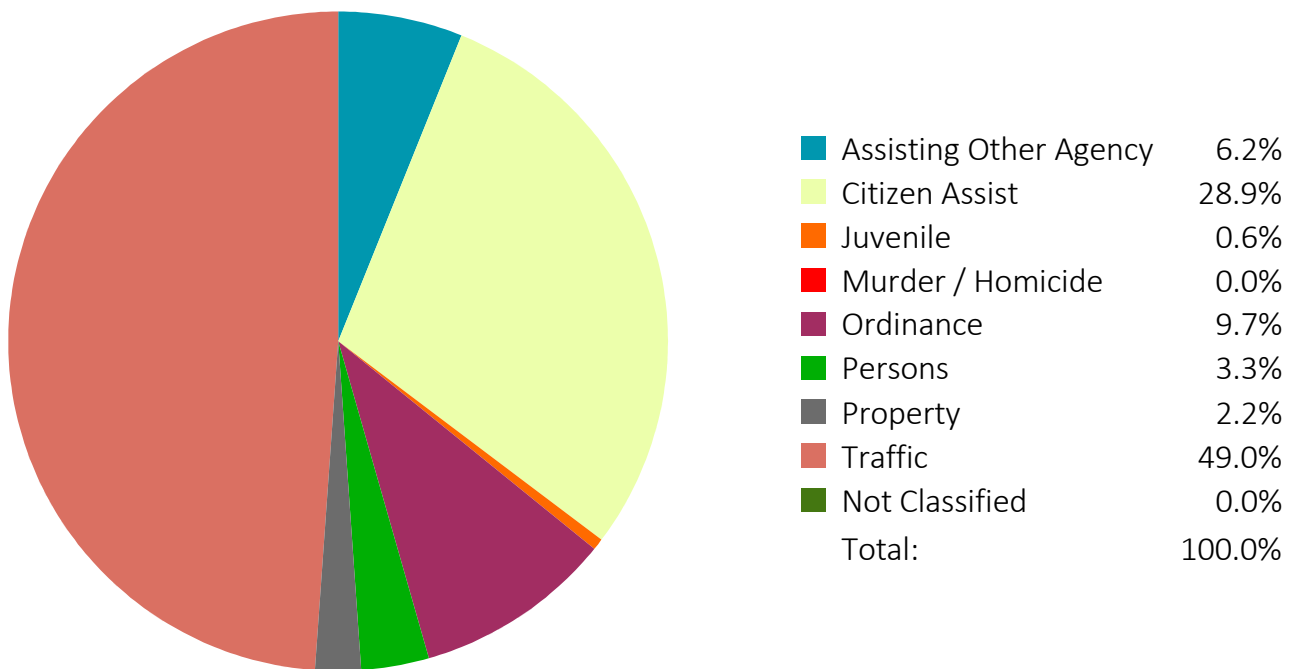


## ST. JOHN POLICE DEPARTMENT INCIDENT AND CALLS FOR SERVICE REPORT 2017

Incident Type	Year Total
---------------	------------

Incidents Assisting Other Agency (Including Fire and EMS):	942
Incidents related to Citizen Assists:	4367
Incidents related to Juveniles:	88
Incidents related to Murder/Homicide:	0
Incidents related to Ordinances:	1471
Incidents related to Persons:	492
Incidents related to Property:	333
Incidents related to Traffic:	7388
Incidents Not Classified:	7

Totals:	15,088
---------	--------



2013	2014	2015	2016	2017
10,683	11,464	10,495	11,951	15,088

# 2017 Annual Report



## Human Resources – Two New Officers

Because of vacancies in the Department, the St. John Board of Metropolitan Police Commissioners authorized an emergency hiring process that allows the Department to seek qualified applicants who are already trained and certified as police officers. At the completion of the process, the Department was pleased to announce the addition of two very qualified candidates, Officer Arthur Sandaker and Officer Christopher Widen to the patrol roster.

In June of 2017 Arthur T. Sandaker joined the St. John Police Department family. Officer Sandaker is a 2016 graduate of the Indiana Law Enforcement Academy and was serving at the time with the City of Portage Indiana Police Department. Officer Sandaker grew up in St. John.



In July of 2017, Christopher M. Widen came to the St. John Police Department from the Park Forest Illinois Police Department. Officer Widen began his law enforcement career as an officer with the Rensselaer Police Department. In 2009 he graduated from the Indiana Law Enforcement Academy in Plainfield, Indiana as an honors graduate and moved on to continue his career in Illinois. Officer Widen brings with him years of experience.

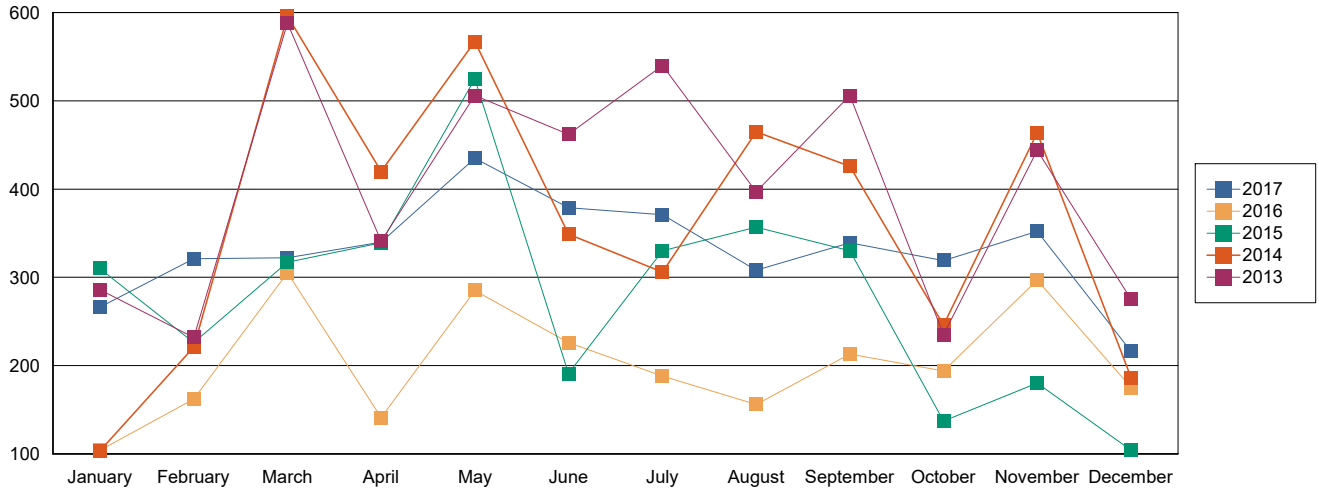


# 2017 Annual Report



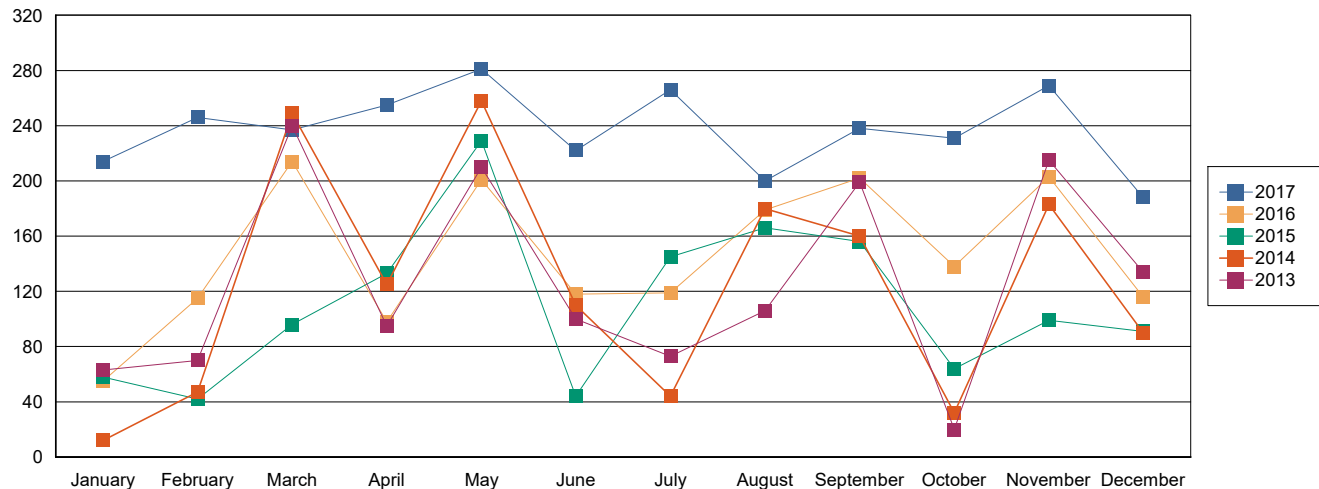
## Traffic Report

### Traffic Citations



2013	2014	2015	2016	2017
4,812	4,349	3,346	2,446	3,968

### Traffic Warnings



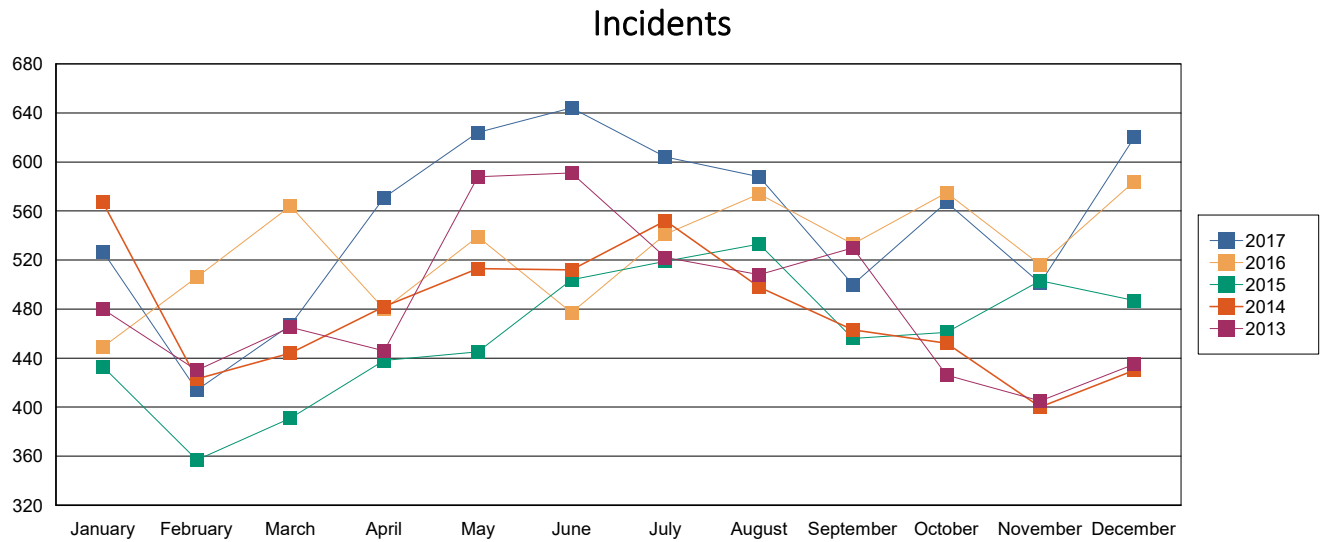
2013	2014	2015	2016	2017
1,525	1,490	1,323	1,758	2,847



# 2017 Annual Report

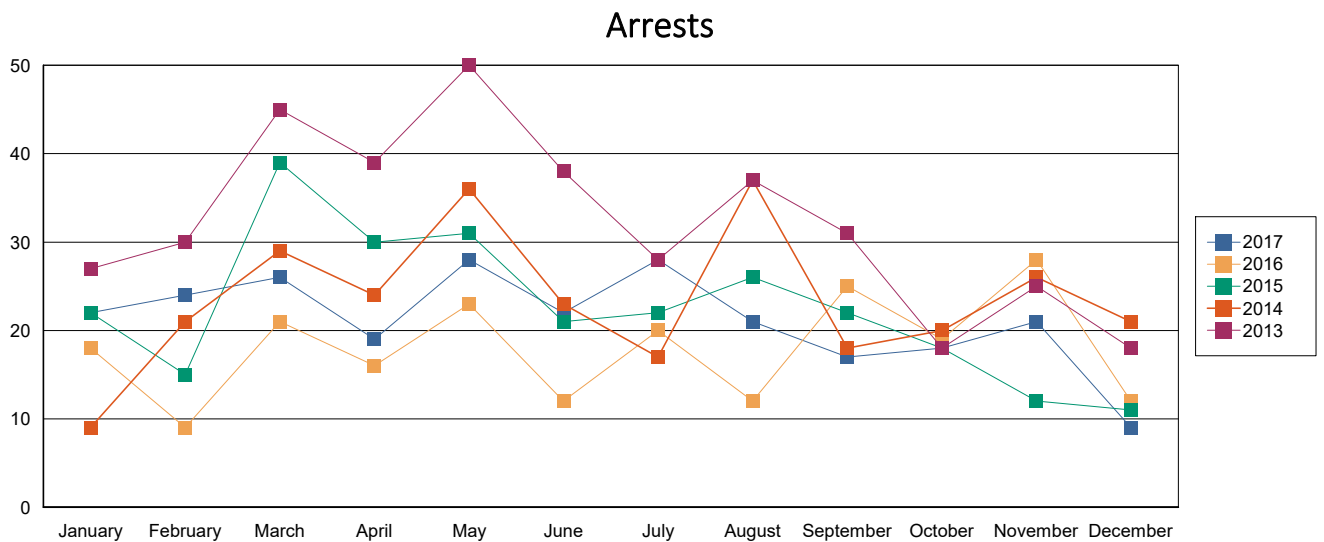


## Incidents



2013	2014	2015	2016	2017
5,826	5,736	5,527	6,338	6,627

## Arrests

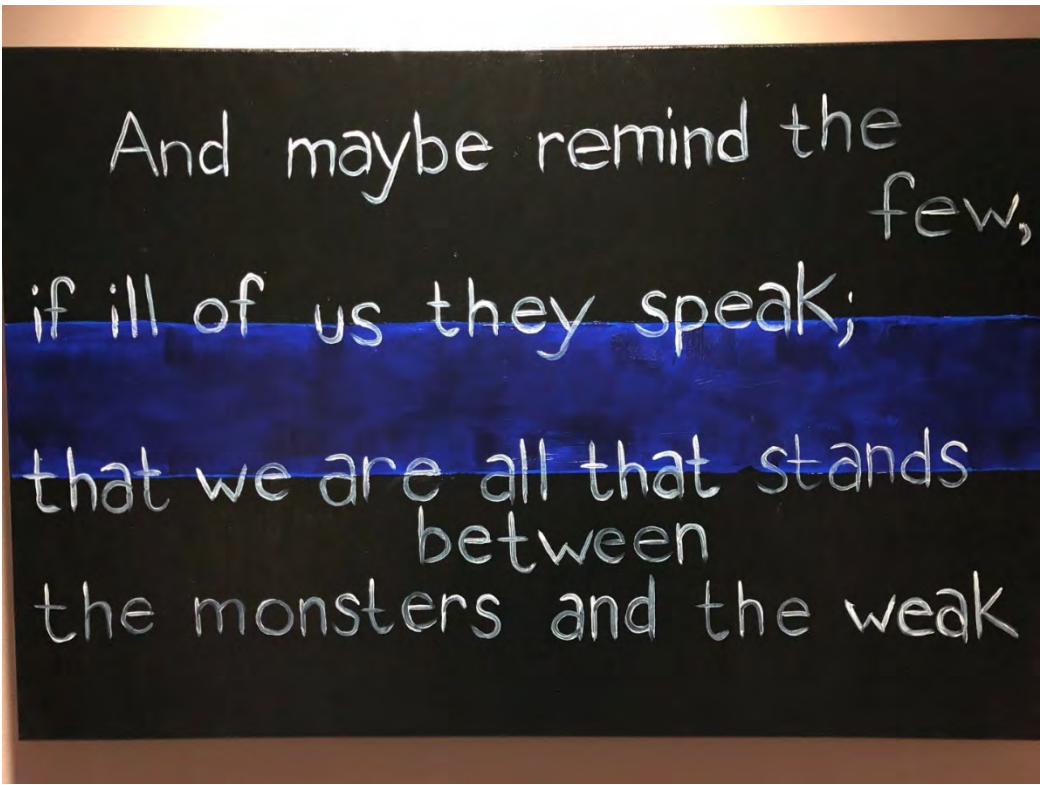
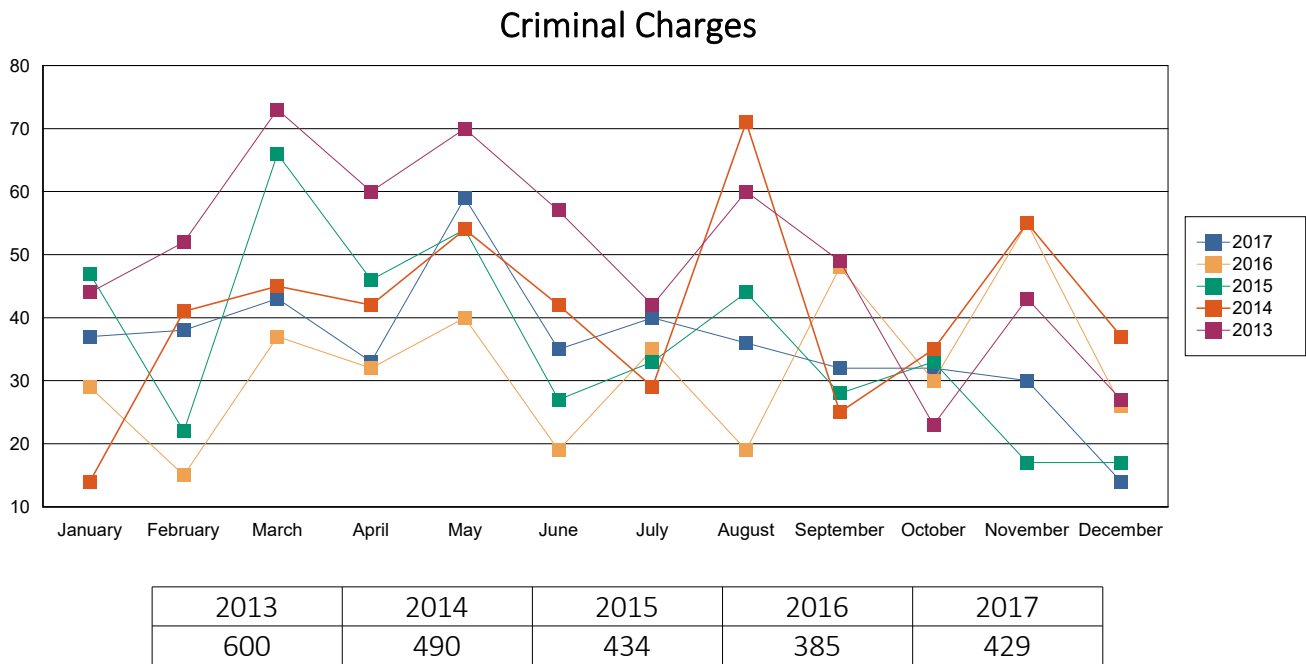


2013	2014	2015	2016	2017
386	281	269	215	255

# 2017 Annual Report



## Criminal Charges



# 2017 Annual Report



## Incident by Nature 2013 to 2017

	2013	2014	2015	2016	2017
911 HANGUP	55	44	41	61	53
911 Misdial	13	2	4	3	3
911 Open Line	14	5	9	15	15
Abandoned Vehic	11	16	17	23	18
Agency Assist	624	637	367	400	803
Alarm	599	634	594	563	649
Alcohol Offense	11	2	1	7	7
Animal Bite	11	9	8	11	12
Animal Problem	347	420	345	223	259
Assault-Knife	0	0	0	1	0
Assignment	1	2	1	364	313
Assist Motorist	27	97	44	11	10
Atmpt to Locate	1	0	2	2	2
Att To Serve	0	0	1	5	4
Bad Check	0	1	1	0	1
Battery	16	15	17	26	29
Bomb Threat/Att	0	0	0	1	0
Bond Out	0	0	0	0	2
Bribery	0	0	0	0	1
Burglary	14	23	7	17	19
Burglary Atmp	5	3	2	2	3
Child Abuse	1	2	0	2	5
Child Seat Insp	26	9	3	0	2
Citizen Assist	46	72	50	125	131
Citizen Dispute	9	17	7	4	13
Civil Matter	28	28	30	37	34
Commitment	1	1	0	0	0
Comunty Policng	0	0	0	0	8
Conversion	7	2	2	3	3
Crim Mischief	75	34	42	56	62
Crim Reckless	0	0	0	0	3
Crossing Guard	14	15	20	16	46
Custodial Int.	14	10	10	14	10
Death Investgtn	4	1	9	7	7
Deliver Message	5	6	10	18	10
Disabld Vehicle	115	190	140	146	112
Disorderly	3	1	4	2	4
Disturbance	58	75	43	49	49
Dom. Battery	11	2	4	5	6
Domestic Dist	49	66	62	58	56
Domestic w/weap	0	0	1	0	1
Driving Complnt	190	176	157	113	98
Drugs	43	33	34	54	52
DUI	92	95	77	51	59
EMS Death	0	1	0	0	0
EMS Fall	2	0	0	0	0
Escort	244	72	29	21	34
Extra Patrol	29	37	93	59	54
False Report	0	1	1	1	2
Fatal Accident	0	0	0	1	1
Fight	6	2	7	4	6
Fingerprint	41	24	28	34	51
Fire	21	28	21	6	0
FIRE Alarm	0	2	23	9	2
FIRE Assist	0	0	0	1	1

# 2017 Annual Report



	2013	2014	2015	2016	2017
FIRE Brush	0	0	2	0	0
FIRE CO Alarm	4	3	4	7	3
FIRE Gas IN	0	1	2	3	4
FIRE Gas OUT	0	0	1	0	0
FIRE Misc	7	2	2	0	0
FIRE Mutual Aid	1	0	0	1	0
FIRE Rubbish	0	0	1	0	3
FIRE Smoke	0	0	0	1	0
FIRE Utility	0	1	0	0	0
FIRE Vehicle	0	1	1	0	0
Fireworks	31	17	38	15	18
Follow Up	0	1	3	23	26
Forgery	0	0	0	0	2
Found Property	24	22	29	28	31
Fraud	30	24	33	51	48
Funeral Escort	66	60	57	50	59
H&R Accident	42	34	27	42	33
Harassing TX	16	23	13	17	11
Harassment	8	12	9	19	14
Home Invasion	0	0	0	0	1
Homicide	0	0	1	0	0
Hunting Cmplnt.	2	2	1	0	2
Identity Theft	5	5	19	20	9
Illegal dumping	3	4	3	2	4
Impound	0	0	0	0	1
Information	245	231	241	255	227
Intimidation	12	5	5	7	8
Intoxication	8	4	7	12	20
Invasion Priv.	7	6	9	8	1
Juvenile Prob	73	54	75	52	56
K9 Usage	0	10	49	81	86
Littering	0	0	0	3	2
Lockout	81	80	110	100	94
Loitering	0	2	2	1	1
Lost Property	18	20	12	13	10
Loud Music	37	37	33	56	42
Man with Gun	0	0	0	0	1
Medical	64	82	311	438	17
Med-Mutual Aid	0	0	1	0	0
Mental	0	1	0	2	1
Miscellaneous	6	3	9	43	2
Missing Person	5	2	9	11	14
Narcotics Inves	0	0	0	0	1
Off Duty Resp	0	0	0	1	2
Off Road Veh	25	19	30	10	12
Open Burning	5	3	3	10	0
Ordinance vio	41	36	42	139	64
Overdose	1	4	8	6	7
Panhandling	3	4	3	3	1
Parking Problem	56	73	50	41	40
Patrol Notifica	0	3	8	82	197
PD Accident	331	421	362	333	343
Permit App/Gun	71	0	0	0	66
PI Accident	45	45	36	61	56
Pornography	0	0	3	0	0
Poss PD Radio	1	0	0	0	0
Premise Check	0	1	4	8	5
Prisoner Trnsp	0	0	0	0	2
Property Damage	53	66	86	68	70

# 2017 Annual Report



	2013	2014	2015	2016	2017
Protection Ordr	0	0	0	1	1
Public Indecenc	0	1	0	0	2
Public Intox	1	2	1	1	3
Pursuit	1	0	3	1	1
Railroad Issue	0	1	2	12	9
Rape	0	0	0	1	0
Reckless Drivg	20	21	28	115	161
Recovered Prop	4	0	0	6	0
Recovered Veh	0	0	1	1	3
Repossession	12	6	16	4	10
Residential Ent	0	2	0	4	0
Resisting	4	6	6	2	5
Restraining Ord	0	0	0	4	2
Road Blockage	2	7	1	11	4
Robbery	0	0	1	0	1
Runaway Juvnile	3	7	2	16	12
Sex Offense	1	3	3	1	3
Sexual Battery	0	0	2	0	0
Shoplifting	0	2	1	10	7
Shots Fired	4	10	9	10	13
Solicitors	39	39	33	20	27
Stalking	0	0	0	0	1
Suicide	2	3	0	0	0
Suicide Attempt	9	6	2	2	1
Suspicious Inc.	178	149	136	166	192
Suspicious Per.	110	77	107	105	151
Suspicious Veh.	233	246	257	311	314
Tactical	3	1	8	3	9
Theft	64	55	62	48	69
Theft - Firearm	0	1	2	0	4
Theft Atmp	3	2	0	3	3
Theft from Veh.	42	12	13	39	18
Theft Veh.Other	1	1	0	1	4
Theft-Auto	2	2	1	1	6
Theft-Veh Parts	0	2	0	2	1
Threatening	7	10	14	27	24
Tobacco Problem	0	0	1	6	20
Tow/Veh Release	0	0	0	0	2
Traffic Hazard	64	70	62	58	62
Traffic Offense	149	96	81	70	98
Traffic Stop	3	0	3	18	8
Training Exerc	0	0	0	1	0
Trespassing	9	12	9	12	11
Unauth Control	1	1	1	0	1
Unsecure Premis	35	53	30	33	34
Unwanted Party	23	18	10	8	12
Utility Problem	21	30	38	50	32
Vacation check	74	78	61	64	69
VIN Inspection	212	201	221	208	229
Voyeurism	1	0	0	0	0
Wanted Person	1	0	1	0	1
Warrant	49	36	38	29	36
Weapon Offense	2	2	3	1	2
Welfare Check	127	129	135	98	107
Total	5,826	5,736	5,527	6,338	6,627



# 2017 Annual Report

## Officer Statistics 1/1/2017 to 12/31/2017

Statistics do not include Grant activity



	<u>Warnings</u>	<u>Citations</u>	<u>Officer Responsible</u>	<u>Officer Responding</u>	<u>Vacation Checks</u>	<u>Business Checks</u>	<u>Arrests</u>	<u>Offenses</u>
<b>Administration</b>								
DEMETER D	14	18	184	252	4	2	0	0
KVETON J	5	6	68	107	0	0	0	0
<b>Code Enforcement</b>								
KALINOWSKI JA	0	47	186	191	0	0	0	0
<b>Detective Bureau</b>								
FLORES S	0	2	45	74	0	0	2	6
OLSON RO	111	110	289	462	18	49	17	33
<b>Patrol</b>								
ADAMS S	120	297	369	643	14	86	18	27
DAHLIN J	18	146	317	620	1	55	4	9
GARDENHIRE T	136	174	322	588	17	114	5	8
HICKENBOTTOM PA	220	324	560	795	9	79	34	53
LUKASIK LU	274	259	478	795	113	139	20	34
MOFFITT M	14	80	147	177	0	9	7	11
PATZSCHKE J	137	160	451	691	31	75	32	58
RUDZINSKI S	162	159	267	496	6	85	5	10
RYBICKI DA	136	158	305	628	12	53	33	61
SANDAKER A	152	164	406	617	3	51	13	22
SCHREIBER L	129	113	290	403	112	108	7	8
SIDENBENDER B	77	150	348	579	31	171	0	0
STAMATE N	132	132	320	562	33	113	7	16
WIDEN C	27	29	115	238	2	25	0	0
WORTSMAN D	171	201	561	755	29	102	16	22
ZUZICH L	184	274	455	700	89	149	26	33
<b>Reserve Officer</b>								
ANDERSEN E	0	0	0	0	0	0	0	0
FIALKOWSKI R	0	0	7	23	0	0	0	0
OLEARY J	2	0	6	35	0	0	0	0
SMITH TI	14	16	6	38	0	0	0	0
SWETS R	17	33	16	70	0	2	0	0
WOLFF M	0	5	1	46	0	0	1	2
WROE CL	2	0	84	87	0	0	0	0
<b>TOTALS</b>	<b>2,254</b>	<b>3,057</b>	<b>6,603</b>	<b>10,672</b>	<b>524</b>	<b>1,467</b>	<b>247</b>	<b>413</b>

# 2017 Annual Report



## Training Report

OFFICER	RANK	TOTAL HOURS OF TRAINING
Kveton, James A.	Chief	39.5
Demeter, David J.	Deputy Chief	94.65
Dahlin, Jay L.	Corporal	41.4
Flores, Steven	Detective Corporal	143.4
Gardenhire, Timothy R.	Corporal	60.9
Moffitt, Michael D.	Corporal	41.9
Rudzinski, Steven L.	Corporal	32.8
Adams, Shane L.	Officer	74.05
Hickenbottom, Paige N.	Officer	69.4
Lukasik, Luke A.	Officer	107.9
Olson, Ronald J.	Officer / Detective	125.5
Patzschke, Jacob D.	Officer	40.9
Rybicki, David L.	Officer	139.4
Sandaker, Arthur T	Officer	28.55
Schreiber, Luke M.	Officer	42
Sidenbender, Brett J.	Officer	59.95
Stamate, Nicholas M.	Officer	34.2
Widen, Christopher M	Officer	29.35
Wortsman, David A.	Officer	127.45
Zuzich, Lucas H.	Officer	33.9
Andersen, Eric J.	Reserve Officer	28.3
Fialkowski, Richard L.	Reserve Officer	24.6
O'Leary, Joseph W.	Reserve Officer	25.9
Smith, Timothy A.	Reserve Officer	25.43
Swets, Ronald S.	Reserve Officer	100.95
Wolff, Mathew A.	Reserve Officer	25.4
Wroe, Clifford S.	Reserve Officer	39
Patz, Roger A.	Accreditation, Training, Outreach	108
TOTAL HOURS OF TRAINING FOR YEAR 2017:		1,636.68

# 2017 Annual Report



## Fund Raising

In 2016, the St. John Police Department hosted our first “No Shave November” to raise funds for the benefit of St. Jude Children’s Research Hospital. Our 2016 campaign was so successful, in fact, the amount raised was nearly three times our original goal. In 2017, the Department and the newly formed St. John Police Association decided to host the second and hopefully annual event. This time around, however, we challenged our neighbors, the Members of the Dyer Police Department. Together, the Departments raised a combined total of \$20,000.00 ! At the end of the event, officers of the St. John and Dyer Police Departments got together to celebrate and poke a little fun at the abundance of scruffiness. Dyer Police raised more funds and so Dyer was presented with a travelling trophy, one which we hope will travel back to St. John in 2018.

Every officer contributed, bringing us one step closer to winning the battle against childhood cancer!



# 2017 Annual Report



## Race & Demographic Report for Citations Issued Agency Totals

### St John Police Department 2017

Percentages are based against Total Citations Issued

Total Citations Issued (Duty, Grant, Animal Control and Code Enforcement): <b>3,968</b>			
<b>Male: 2533 / 64%</b>		<b>Female: 1397 / 35%</b>	<b>Unknown / Not Recorded : 38 / 1%</b>
<b>Race</b>	<b>Male</b>	<b>Female</b>	<b>Total</b>
Unknown/Not Recorded	257 / 6%	157 / 4%	414 / 10%
Asian	7 / 0%	5 / 0%	12 / 0%
Black	157 / 4%	86 / 2%	243 / 6%
Indian	8 / 0%	1 / 0%	9 / 0%
White/Hispanic/Latin	190 / 5%	88 / 2%	278 / 7%
Multiracial	13 / 0%	3 / 0%	16 / 0%
India Native	0 / 0%	2 / 0%	2 / 0%
White	1901 / 48%	1055 / 27%	2956 / 74%
<b>Age</b>			
1 to 18	252 / 6%	91 / 2%	343 / 9%
19 to 25	669 / 17%	320 / 8%	989 / 25%
26 to 50	1207 / 30%	744 / 19%	1951 / 49%
51 and over	405 / 10%	242 / 6%	647 / 16%

## Race & Demographic Report for Warnings Issued Agency Totals

### St John Police Department 1/1/2017 to 12/31/2017

Percentages are based against Total Warnings Issued

Total Warnings Issued (Duty, Grant, Animal Control and Code Enforcement): <b>2,847</b>			
<b>Male: 1624 / 57%</b>		<b>Female: 1216 / 43%</b>	<b>Unknown / Not Recorded : 7 / 0%</b>
<b>Race</b>	<b>Male</b>	<b>Female</b>	<b>Total</b>
Unknown/Not Recorded	159 / 6%	191 / 7%	350 / 12%
Asian	1 / 0%	4 / 0%	5 / 0%
Black	78 / 3%	54 / 2%	132 / 5%
Indian	3 / 0%	2 / 0%	5 / 0%
White/Hispanic/Latin	73 / 3%	49 / 2%	122 / 4%
Multiracial	7 / 0%	2 / 0%	9 / 0%
India Native	2 / 0%	0 / 0%	2 / 0%
White	1301 / 46%	914 / 32%	2215 / 78%
<b>Age</b>			
1 to 18	193 / 7%	135 / 5%	328 / 12%
19 to 25	328 / 12%	217 / 8%	545 / 19%
26 to 50	692 / 24%	584 / 21%	1276 / 45%
51 and over	411 / 14%	280 / 10%	691 / 24%

# 2017 Annual Report



## Race & Demographic Report for Persons Arrested, Agency Totals St John Police Department 1/1/2017 to 12/31/2017

Percentages are based against Total Arrests

Total Arrests: 255

Male: 181 / 71%		Female: 74 / 29%	
Race	Male	Female	Total
Unknown / Not Recorded	5 / 2%	3 / 1%	8 / 3%
Asian	1 / 0%	0 / 0%	1 / 0%
Black	18 / 7%	3 / 1%	21 / 8%
Indian	0 / 0%	0 / 0%	0 / 0%
White/Hispanic/Latin	18 / 7%	11 / 4%	29 / 11%
Multiracial	4 / 2%	1 / 0%	5 / 2%
India Native	0 / 0%	0 / 0%	0 / 0%
White	135 / 53%	56 / 22%	191 / 75%
Age			
1 to 18	25 / 10%	10 / 4%	35 / 14%
19 to 25	52 / 20%	25 / 10%	77 / 30%
26 to 50	84 / 33%	31 / 12%	115 / 45%
51 and over	20 / 8%	8 / 3%	28 / 11%





# 2017 Annual Report



## Investigations

In 2017, the St. John Police Department Investigations Division was assigned 175 total cases which is a 29% increase from 2016. Of those total cases, 30 resulted in criminal charges being filed on a suspect(s) with the Lake County Prosecutor's Office. This relates to 17% of the total cases that were assigned to the Investigations Division were closed by either charges being filed and/or actual arrests of the suspects involved in the crimes. Of the 175 total cases, 131 were cases where actual criminal acts were committed by a suspect(s). Of the 131 criminal cases, 23% of those were cases where either charges were filed and/or an actual arrest was made. Of the 175 total cases, 30 cases assigned to the Investigations Division were resolved by the investigators where criminal charges were unwarranted. In all, 34% of all cases were either closed by Investigations or charges were filed. In 2016, the Investigations Division was assigned 136 total cases with a 36% closure rate.

YEAR	NUMBER OF CASES	CLOSURE RATE
2014	73	33%
2015	93	47%
2016	136	36%
2017	175	34%

## St. John and Dyer Police Team Up For Hurricane Relief



# 2017 Annual Report

## ST. JOHN POLICE DEPARTMENT INVESTIGATIONS REPORT 2017





CATEGORIES	ASSIGNED CASES YEAR TO DATE	CASES CLEARED NO ARREST YEAR TO DATE	CHARGES FILED YEAR TO DATE
Assist other Department	9	7	0
Battery	10	1	3
Battery On Law Enforcement	0	0	0
Burglary	14	1	0
Child Molesting	1	0	0
Civil Matter	1	0	0
Contrib Delinquency of Minor	0	0	0
Controlled Subst. Possession/Sale	0	0	0
Conversion	7	0	4
Criminal Mischief	20	2	1
Criminal Recklessness	3	0	1
Criminal Trespass	1	0	0
Dealing in a Cont. Substance	0	0	0
Death Investigation	3	1	0
Domestic Battery	2	1	0
Failure of Duty	1	0	0
False Reporting	0	0	0
Found Property	1	0	0
Fraud / Identity Theft	16	1	1
Harassment	8	3	0
Illegal Possession of Alcohol	1	0	0
Information	18	4	0
Interference w/Reporting Crime	0	0	0
Intimidation	2	1	0
Invasion of Privacy	0	0	0
Leaving the Scene	1	0	1
Maintaining Comm. Nuisance	0	0	0
Obscene Material	0	0	0
Poss of Controlled Substance	0	0	0
Poss of Marijuana/Hashish	1	0	0
Poss of Paraphernalia	0	0	0
Possession Cocaine/Narcotic	2	0	0
Possession of Alcohol Minor	0	0	0
Public Indecency	0	0	0
Public Intoxication	0	0	0
Refusal to Identify	0	0	0
Resisting Law Enforcement	2	0	4
Robbery	1	0	1
Sex Offense	2	1	1
Theft/Receiving Stolen Prop	42	4	13
Threatening	2	0	0
Transfer to Other Agency	3	3	0
Visiting a Common Nuisance	0	0	0
Warrant	0	0	0
Weapons Offense	1	0	0
<b>TOTALS:</b>	175	30	30

# 2017 Annual Report



## K-9 Report

Yearly Training Hours:	156 Hours
Yearly Deployment Hours:	103.5
Number of Deployments:	104
Number of Arrests:	19
Public Demos:	6
Number of Call Outs:	12
Total Tracking Deployments:	12





# 2017 Annual Report



## Halloween Candy Anyone?



Cow on the Run

## Ride to School With the Chief



Corn Roast

# 2017 Annual Report



## CONCERNS OF POLICE SURVIVORS CYCLING FOR A CAUSE





# 2017 Annual Report



\$20,000.00 Raised in the 2017 No Shave November Campaign!

St. John Police Department once again participated in the United States Marine Corps Reserve “Toys for Tots” campaign. Our own Officer David Wortsman, a Marine, spearheaded the campaign in St. John. The campaign was so successful that we quickly outgrew the “Toys for Tot’s drop box and toys overflowed into the squad room. So many children in need are aided by this campaign each year.

