



ST. JOHN POLICE DEPARTMENT



2015 YEAR END REPORT

**By: James A. Kveton
Chief of Police**



2015 YEAR END REPORT **TABLE OF CONTENTS** **5-YEAR COMPARISON** **2011-2015**

Message from the Chief . . .

1.	Total Fuel Cost / Mileage – 2011 to 2015	1
2.	Officers' Duty Mileage / Fuel Report	2
3.	Traffic Report by Officer – Tickets / Warnings – 2015 / 2014	3
4.	Yearly Average per Full-Time Patrol Officer – Tickets / Warnings	3
5.	Total Duty Violations – Traffic / Parking / Warnings – 2011 to 2015	4
6.	Duty Traffic / Parking Violations – 2011 to 2015 Graph	4
7.	Duty Written Warnings – 2011 to 2015 Graph	4
8.	Traffic Citation Time Analysis – 2015	5
9.	Traffic Warning Time Analysis – 2015	6
10.	Racial Profiling Report by Officer and Demographic Analysis of Persons Cited – 01/01/2015 to 12/31/2015	7-13
11.	Total Adult Arrest Record – Misdemeanor & Felony – 2011 to 2015	14
12.	Total Adult Officer Arrests – 2015 / 2014	14
13.	Reported Crimes by Type – 2011 to 2015	15
14.	Total Reported Crimes – 2011 to 2015 Graph	16
15.	Total Incidents By Classifications – 2015	16-20
16.	Total Incidents / Calls For Service – 2011 to 2015 Graph	20
17.	Investigations Division – Year 2015	21-22
18.	Total Traffic Crashes – 2011 to 2015	22
19.	Total Tows Per Tow Firm – 2011 to 2015	22
20.	Annual Training Report By Officer for Year 2015	23
21.	Annual K-9 Report – Year 2015	24
21.	St. John Animal Control Report for Year 2015	25

Police Department

11033 West 93rd Avenue
St. John, Indiana 46373-9701



James A. Kveton
Chief of Police

(219) 365-6032 Voice
(219) 558-2166 Facsimile
E-Mail: jkveton@stjohnin.com

February 4, 2016

The Chief's Year In Review,

The men and women of the St. John Police Department are committed to providing those that live, work or visit St. John the most professional and ethical law enforcement service possible. As we review the data from 2015, we cannot come to a more definitive conclusion. Although the data that has been recorded does not reflect the entire story, St. John has improved from the 4th safest community in the State of Indiana to the 2nd.

Our mission is to enhance the quality of life in our Town by working in partnership with the community and in accordance with constitutional rights to enforce the laws, preserve the peace, reduce fear, and provide for a safe environment. Based on the data, our officers continue to accomplish this mission. Although we enjoy one of the lowest crime rates in the state, most people do not realize that they, themselves, are a critical member of our crime solving and crime prevention team. To assist us in our mission, we ask that all community members call us immediately when they need police service, witness a crime or they see something that appears suspicious.

In the last 12 months, the St. John Police Department has reached a significant milestone by achieving the goal of becoming accredited through the Indiana Association of Chiefs of Police. Over the last two years, the Police Department has reevaluated and redeveloped procedures and policies to best practice standards of law enforcement. Additions to our department include a patrol K-9 Unit (Match), and the consolidation of our Police Dispatch Center in October.

We have several additional programs that help us to enhance and maintain safety and the low crime rate we enjoy. From school and traffic safety to neighborhood patrols, our commitment is to keep St. John a wonderful and safe place to live, work, shop and raise your family. 2015 has also seen the retirement of Chief Fred Frego after 11 years of service and the selection and appointment of a new Chief of Police. I am honored to have been selected to lead the St. John Police Department into the future. I thank the St. John Police Commission and Town Council for their support and input as we move forward.

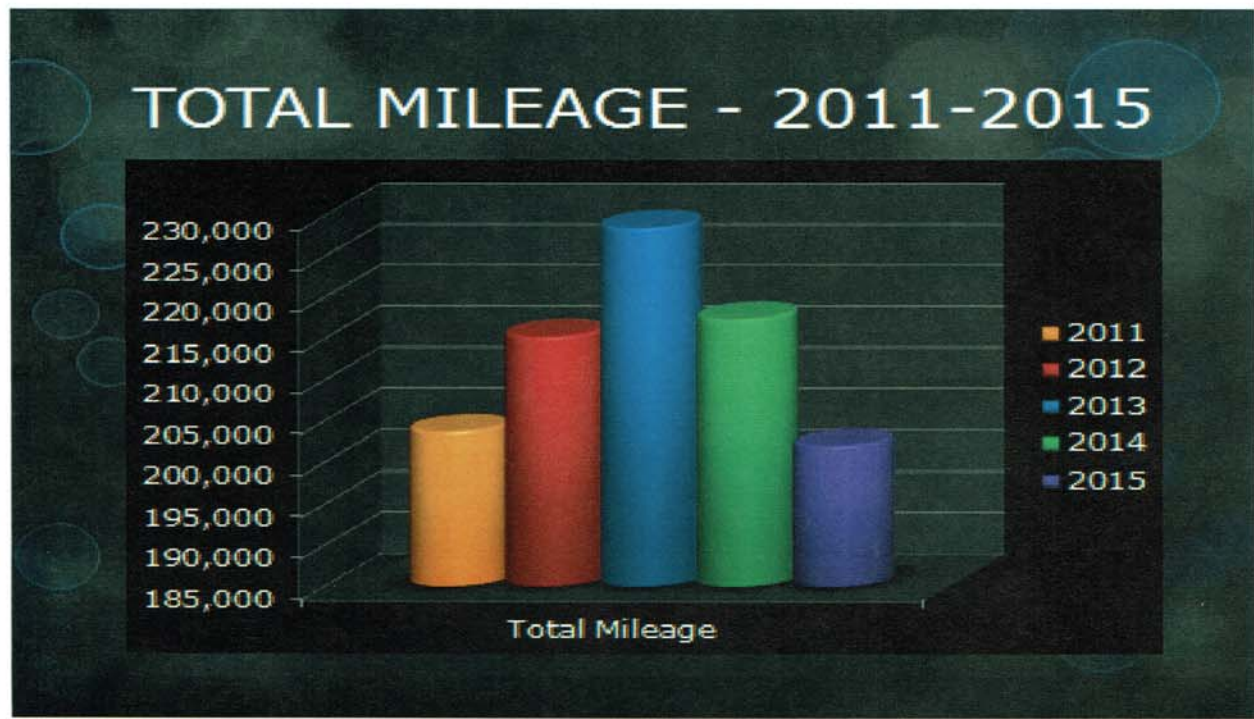
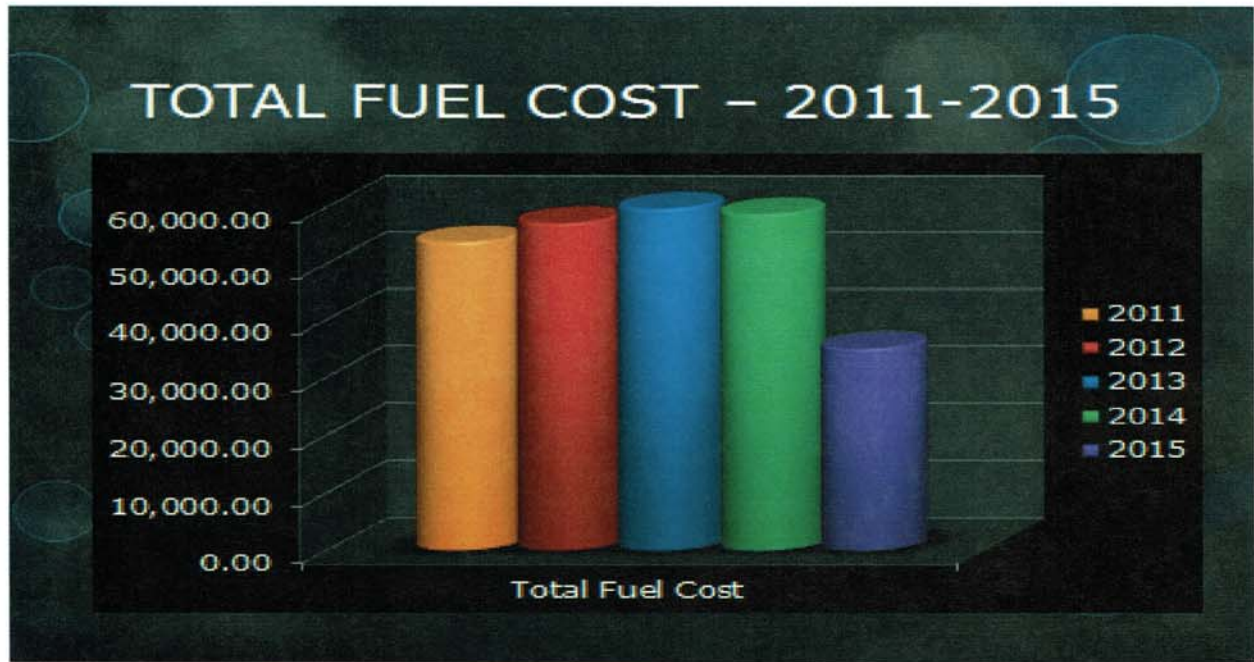
Sincerely,


James A. Kveton
Chief of Police



2015 YEAR END REPORT

TOTAL FUEL COST / MILEAGE					
	2011	2012	2013	2014	2015
Total Fuel Cost	\$53,729.89	\$57,148.94	\$59,706.63	\$58,726.25	\$34,985.36
Total Mileage	203,615	215,256	228,603	217,423	201,947





ST. JOHN POLICE DEPARTMENT DUTY MILEAGE / FUEL REPORT				
OFFICER	2015 MILES DRIVEN	2015 GALLONS OF FUEL	2015 FUEL COST	AVERAGE MILES PER GALLON
#1 - Frego, Chief F.	10,840	707.2	\$1,367.14	15.3
#7 - Fryzel, Commander M.	1,024	120.1	\$232.28	8.5
#12 - Demeter, Commander D.	8,194	608.0	\$1,172.49	13.5
#11 - Turturillo, Sergeant J.	7,757	446.9	\$872.42	17.4
#14 - Dahlin, Corporal J.	9,466	858.4	\$1,652.18	11.0
#15 - Flores, Detective Corporal S.	8,304	761.0	\$1,481.70	10.9
#10 - Gardenhire, Corporal T.	5,485	539.4	\$1,031.30	10.2
#17 - Moffitt, Corporal M.	9,222	992.3	\$1,904.97	9.3
#4 - Rudzinski, Corporal S.	11,915	1,043.6	\$2,004.12	11.4
#19 - Adams, Officer S.	13,333	1,490.1	\$2,866.66	9.0
#22 - Kolodziej, Officer D.	14,336	1,293.8	\$2,537.06	11.1
#26 - Lukasik, Officer L.	10,815	972.3	\$1,872.01	11.1
#25 - Olson, Officer R.	11,795	1,123.8	\$2,192.37	10.5
#20 - Oszust, Officer D.	2,003	216.4	\$425.93	9.3
#21 - Rybicki, Officer D.	9,824	777.0	\$1,604.36	12.7
#18 - Schreiber, Officer L.	8,133	646.0	\$1,229.32	12.6
#13 - Sidenbender, SRO B.	3,627	379.1	\$732.59	9.6
#16 - Stamate, Officer N.	8,196	784.5	\$1,542.29	10.5
#24 - Wortsman, Officer D.	11,381	1,101.0	\$2,107.43	10.3
#23 - Zuzich, Officer L.	18,336	1,444.6	\$2,824.56	12.7
Unit #30	982	136.1	\$231.01	7.2
Unit #31	674	64.8	\$136.80	10.4
Unit #32	4,430	563.3	\$1,130.28	7.9
Unit #33	3,732	333.4	\$662.98	11.2
Unit #2	2,743	116.0	\$228.91	0.0
Unit #70	0	0.0	\$0.00	0.0
Unit T110	27	0.2	\$0.30	0.0
Command 100 - Diesel	0	0.0	\$0.00	0.0
ATV 1	101	5.0	\$10.24	0.0
ATV 2	34	1.9	\$3.42	0.0
AC#53 - Conaway, R.	5,238	447.1	\$928.25	11.7
YEAR 2015 TOTALS:	201,947	17,973.2	\$34,985.36	PATROL 11.24
YEAR 2014 TOTALS:	217,423	19,699.7	\$58,726.25	PATROL 10.00
YEAR 2013 TOTALS:	228,603	19,882.3	\$59,706.63	PATROL 12.20
YEAR 2012 TOTALS:	215,256	18,623.7	\$57,148.94	PATROL 11.62
YEAR 2011 TOTALS:	203,615	18,036.6	\$53,729.89	PATROL 11.54

**TRAFFIC REPORT**

Officer	Year 2015 Tickets	Year 2014 Tickets	Year 2015 Warnings	Year 2014 Warnings
Cmdr. M. Fryzel (Retired 03/06/15)	12	25	0	2
Cmdr. D. Demeter	48	42	24	38
Sgt. J. Turturillo	0	0	0	0
Cpl. J. Dahlin	110	84	12	0
Det. Cpl. S. Flores	0	1	0	0
Cpl. T. Gardenhire	6	28	2	11
Cpl. M. Moffitt	175	329	22	9
Cpl. S. Rudzinski	72	106	0	0
Ofc. S. Adams	232	250	29	24
Ofc. E. Andersen (Retired 03/01/14)	0	5	0	0
Ofc. D. Kolodziej	254	269	51	78
Ofc. L. Lukasik (Hired 03/29/15)	93	0	176	0
Ofc. R. Olson (Hired 04/25/14)	204	220	46	29
Ofc. D. Oszust (Off on Leave)	0	0	0	0
Ofc. D. Rybicki	123	230	2	5
Ofc. L. Schreiber	80	170	50	57
Ofc. B. Sidenbender	11	16	0	1
Ofc. N. Stamate	166	155	27	38
Ofc. D. Wortsman	189	238	55	95
Ofc. N. Zuzich	212	288	20	2
R. Ofc. E. Andersen	0	0	0	0
R. Ofc. R. Fialkowski	0	0	0	0
R. Ofc. J. O'Leary	0	0	0	1
R. Ofc. S. Ross	0	3	0	3
R. Ofc. T. Smith	41	44	46	43
R. Ofc. J. Smoter (Hired 03/11/15)	0	0	0	0
R. Ofc. R. Swets	36	28	16	27
R. Ofc. M. Wolff	8	4	5	11
R. Ofc. C. Wroe	0	0	0	0
TOTAL:	2072	2535	583	474
TOTAL AFTER SUBTRACTING HIGHLIGHTED NUMBERS:	1927	2389	492	349

YEARLY AVERAGE PER FULL-TIME PATROL OFFICER

[The numbers highlighted in yellow in the Traffic Report were deducted from the year-end totals and then divided by the number 14 (Year 2015) and the number 14 (Year 2014) to provide an average for full-time patrol officer.]

	2015	2014
Tickets	138	171
Warnings	35	25



TOTAL DUTY VIOLATIONS / WARNINGS

	2011	2012	2013	2014	2015
Traffic / Parking Violations	3089	2524	2586	2535	2072
Written Warnings	519	434	532	474	583

**TOTAL DUTY TRAFFIC/PARKING
VIOLATIONS 2011-2015**



**TOTAL DUTY WRITTEN WARNINGS
2011-2015**





St. John Police Department

Traffic Citation Time Analysis (Includes Duty, Grant, Animal Control and Code Enforcement)

Hour	Monday	Tuesday	Wednesday	Thursday	Friday	Saturday	Sunday	Total
00:00-00:59	15	8	7	8	32	21	27	118
01:00-01:59	5	7	10	7	10	27	30	96
02:00-02:59	11	9	4	7	9	10	25	75
03:00-03:59	6	5	3	9	12	11	22	68
04:00-04:59	6	3	0	5	2	2	19	37
05:00-05:59	4	1	3	6	2	3	0	19
06:00-06:59	10	11	6	17	11	18	21	94
07:00-07:59	9	22	22	27	32	11	38	161
08:00-08:59	13	29	26	26	23	18	11	146
09:00-09:59	43	28	56	38	35	15	17	232
10:00-10:59	13	31	34	27	22	11	15	153
11:00-11:59	22	21	22	19	18	22	17	141
12:00-12:59	17	20	21	17	7	19	10	111
13:00-13:59	19	26	18	20	13	8	22	126
14:00-14:59	21	29	26	23	22	19	15	155
15:00-15:59	28	16	16	15	18	22	16	131
16:00-16:59	14	13	21	14	14	16	12	104
17:00-17:59	10	27	23	37	26	23	9	155
18:00-18:59	21	39	39	58	52	42	35	286
19:00-19:59	30	38	30	65	46	54	32	295
20:00-20:59	25	33	18	47	32	29	16	200
21:00-21:59	15	19	14	36	42	20	12	158
22:00-22:59	12	18	11	26	29	24	14	134
23:00-23:59	21	15	12	31	24	32	13	148
Total by Day:	390	468	442	585	533	477	448	3343

Report Includes:

All dates between '00:00:00 01/01/15' and '23:59:59 12/31/15', All agencies matching 'SJPD', All areas, All officers, All courts, All types, All violations



St. John Police Department

Traffic Warning Time Analysis (Includes Duty, Grant, Animal Control and Code Enforcement)

Hour	Monday	Tuesday	Wednesday	Thursday	Friday	Saturday	Sunday	Total
00:00-00:59	0	2	3	2	12	8	6	33
01:00-01:59	1	2	3	2	0	2	2	12
02:00-02:59	0	0	1	1	0	3	1	6
03:00-03:59	2	1	2	0	1	4	1	11
04:00-04:59	0	0	1	0	0	0	0	1
05:00-05:59	3	1	0	2	1	2	0	9
06:00-06:59	2	3	2	0	8	3	4	22
07:00-07:59	6	5	8	4	5	4	4	36
08:00-08:59	6	6	5	9	9	4	10	49
09:00-09:59	2	5	12	5	8	4	3	39
10:00-10:59	4	3	10	12	5	4	6	44
11:00-11:59	6	7	9	12	10	4	8	56
12:00-12:59	8	5	10	7	1	4	5	40
13:00-13:59	12	10	10	3	9	7	15	66
14:00-14:59	13	12	6	3	8	11	11	64
15:00-15:59	9	10	5	2	6	6	13	51
16:00-16:59	10	7	1	5	5	5	3	36
17:00-17:59	3	15	3	16	11	13	2	63
18:00-18:59	18	15	20	27	23	23	10	136
19:00-19:59	10	16	15	28	35	24	21	149
20:00-20:59	13	21	15	29	31	18	15	142
21:00-21:59	15	13	13	22	32	12	13	120
22:00-22:59	11	12	2	15	13	11	8	72
23:00-23:59	6	6	3	8	18	8	9	58
Total by Day:	160	177	159	214	251	184	170	1315

Report Includes:

Agency between '00:00:00 01/01/15' and '23:59:59 12/31/15', Area matching 'SJPD', Officer, Violation



RACIAL PROFILING REPORT BY OFFICER AND DEMOGRAPHIC ANALYSIS OF PERSONS CITED 01/01/2015 TO 12/31/2015 (Total Persons Cited – Duty, Grant, Animal Control and Code Enforcement)								
Officer	Total # Persons Cited	Male	Female	Unk	Race / Age	Male	Female	Unk
Adams, S.	501	299	201	1	No Entry	42	36	1
					Black	14	3	0
					White/Hispanic/Latin	18	6	0
					Multiracial	2	0	0
					Unknown	8	4	0
					White	215	152	0
					1 to 18	34	17	0
					19 to 25	103	46	0
					26 to 50	119	101	1
					51 and over	43	37	0
Andersen, E.	0	0	0	0		0	0	0
Conaway, R. Animal Control	41	25	16	0	No Entry	2	0	0
					Black	2	1	0
					White/Hispanic/Latin	0	2	0
					White	21	13	0
					26 to 50	17	9	0
					51 and over	8	7	0
Dahlin, J.	111	70	36	5	No Entry	9	3	5
					Asian	1	1	0
					White/Hispanic/Latin	3	2	0
					Unknown	1	2	0
					White	56	28	0
					1 to 18	4	1	0
					19 to 25	25	10	0
					26 to 50	28	23	0
					51 and over	13	2	0
					Unknown	0	0	5
Demeter, D.	50	10	8	32	No Entry	0	0	32
					White/Hispanic/Latin	1	0	0
					White	9	8	0
					1 to 18	1	1	0
					19 to 25	5	0	0
					26 to 50	3	6	0
					51 and over	1	1	0
					Unknown	0	0	32



RACIAL PROFILING REPORT BY OFFICER AND DEMOGRAPHIC ANALYSIS OF PERSONS CITED 01/01/2015 TO 12/31/2015 (Total Persons Cited – Duty, Grant, Animal Control and Code Enforcement)								
Officer	Total # Persons Cited	Male	Female	Unk	Race / Age	Male	Female	Unk
Fialkowski, R.	0	0	0	0		0	0	0
Flores, S.	0	0	0	0		0	0	0
Fryzel, M.	12	0	1	11	No Entry	0	0	11
					White	0	1	0
					26 to 50	0	1	0
					Unknown	0	0	11
Gardenhire, T.	23	17	6	0	No Entry	3	0	0
					White/Hispanic/Latin	2	0	0
					White	12	6	0
					1 to 18	2	0	0
					19 to 25	5	0	0
					26 to 50	6	4	0
					51 and over	4	2	0
Kalinowski, J. Animal Control & Code Enforcement	6	4	2	0	No Entry	0	0	0
					White	4	2	0
					26 to 50	2	0	0
					51 and over	2	2	0
Kolodziej, D.	386	259	126	1	No Entry	23	9	1
					Black	12	15	0
					Indian	0	1	0
					White/Hispanic/Latin	45	13	0
					Unknown	9	2	0
					White	170	86	0
					1 to 18	18	9	0
					19 to 25	74	38	0
					26 to 50	143	65	0
					51 and over	24	14	0
Lukasik, L.	118	65	52	1	No Entry	4	3	1
					White/Hispanic/Latin	7	5	0
					Multiracial	1	0	0
					Unknown	2	1	0
					White	51	43	0
					1 to 18	4	3	1
					19 to 25	17	17	0
					26 to 50	31	28	0
					51 and over	13	4	0



RACIAL PROFILING REPORT BY OFFICER AND DEMOGRAPHIC ANALYSIS OF PERSONS CITED 01/01/2015 TO 12/31/2015 (Total Persons Cited – Duty, Grant, Animal Control and Code Enforcement)								
Officer	Total # Persons Cited	Male	Female	Unk	Race / Age	Male	Female	Unk
Mainwaring, J. Code Enforcement	127	41	13	73	No Entry	1	0	73
					White/Hispanic/Latin	1	1	0
					White	39	12	0
					26 to 50	18	12	0
					51 and over	23	1	0
					Unknown	0	0	73
Moffitt, M.	243	183	56	4	No Entry	19	7	4
					Asian	1	0	0
					Black	8	5	0
					White/Hispanic/Latin	17	1	0
					Unknown	1	1	0
					White	137	42	0
					1 to 18	16	4	0
					19 to 25	54	16	0
					26 to 50	89	29	0
					51 and over	24	7	0
					Unknown	0	0	4
O'Leary, J.	0	0	0	0		0	0	0
Olson, R.	382	246	133	3	No Entry	23	19	0
					Black	15	7	0
					White/Hispanic/Latin	18	11	0
					Multiracial	1	0	3
					Unknown	3	5	0
					White	186	91	0
					1 to 18	18	7	0
					19 to 25	78	29	0
					26 to 50	127	78	3
					51 and over	23	19	0
Oszust, D.	0	0	0	0		0	0	0
Ross, S.	0	0	0	0		0	0	0
Rudzinski, S.	86	70	16	0	No Entry	10	2	0
					Black	2	0	0
					Indian	1	0	0
					White/Hispanic/Latin	5	2	0
					Unknown	2	1	0
					White	50	11	0
					1 to 18	8	2	0
					19 to 25	13	3	0
					26 to 50	39	8	0
					51 and over	10	3	0



RACIAL PROFILING REPORT BY OFFICER AND DEMOGRAPHIC ANALYSIS OF PERSONS CITED 01/01/2015 TO 12/31/2015 (Total Persons Cited – Duty, Grant, Animal Control and Code Enforcement)								
Officer	Total # Persons Cited	Male	Female	Unk	Race / Age	Male	Female	Unk
Rybicki, D.	163	118	42	3	No Entry	10	8	3
					Asian	1	0	0
					White/Hispanic/Latin	7	0	0
					Multiracial	12	0	0
					Unknown	2	2	0
					White	86	32	0
					1 to 18	4	3	0
					19 to 25	41	8	0
					26 to 50	65	27	0
					51 and over	8	4	0
					Unknown	0	0	3
Schreiber, L.	80	39	41	0	No Entry	7	3	0
					Black	0	1	0
					White/Hispanic/Latin	3	3	0
					Unknown	2	0	0
					White	27	34	0
					1 to 18	4	4	0
					19 to 25	17	5	0
					26 to 50	14	23	0
					51 and over	4	9	0
Sidenbender, B.	11	6	5	0	No Entry	0	1	0
					Black	1	0	0
					White	5	4	0
					1 to 18	6	5	0
Smith, T.	41	25	13	3	No Entry	4	2	3
					Black	3	3	0
					White/Hispanic/Latin	3	0	0
					White	15	8	0
					1 to 18	3	0	0
					19 to 25	6	1	0
					26 to 50	13	7	0
					51 and over	3	5	0
					Unknown	0	0	3



**RACIAL PROFILING REPORT BY OFFICER
AND DEMOGRAPHIC ANALYSIS OF PERSONS CITED
01/01/2015 TO 12/31/2015**

(Total Persons Cited – Duty, Grant, Animal Control and Code Enforcement)

Officer	Total # Persons Cited	Male	Female	Unk	Race / Age	Male	Female	Unk
Stamate, N.	166	103	60	3	No Entry	20	11	3
					Asian	1	0	0
					Black	1	0	0
					White/Hispanic/Latin	14	6	0
					Multiracial	1	0	0
					Unknown	2	1	0
					White	64	42	0
					1 to 18	10	1	0
					19 to 25	30	13	0
					26 to 50	45	39	0
					51 and over	18	7	0
					Unknown	0	0	3
Swets, R.	36	23	13	0	No Entry	3	1	0
					White/Hispanic/Latin	3	0	0
					Multiracial	1	0	0
					Unknown	2	0	0
					White	14	12	0
					1 to 18	3	1	0
					19 to 25	7	6	0
					26 to 50	8	0	0
					51 and over	5	6	0
Turturillo, J.	0	0	0	0		0	0	0
Wolff, M.	8	8	0	0	No Entry	0	0	0
					White/Hispanic/Latin	1	0	0
					White	7	0	0
					1 to 18	1	0	0
					19 to 25	1	0	0
					26 to 50	5	0	0
					51 and over	1	0	0
Wortsman, D.	268	149	116	3	No Entry	30	24	3
					Asian	1	0	0
					Black	5	3	0
					Indian	1	0	0
					White/Hispanic/Latin	11	10	0
					Unknown	3	3	0
					White	98	76	0
					1 to 18	17	17	1
					19 to 25	34	16	0
					26 to 50	70	67	0
					51 and over	28	16	0
					Unknown	0	0	2



**RACIAL PROFILING REPORT BY OFFICER
AND DEMOGRAPHIC ANALYSIS OF PERSONS CITED
01/01/2015 TO 12/31/2015**

(Total Persons Cited – Duty, Grant, Animal Control and Code Enforcement)

Officer	Total # Persons Cited	Male	Female	Unk	Race / Age	Male	Female	Unk
Zuzich, L.	482	334	146	2	No Entry	36	29	2
					Asian	0	1	0
					Black	13	5	0
					White/Hispanic/Latin	38	5	0
					Unknown	7	7	0
					White	240	99	0
					1 to 18	13	13	0
					19 to 25	91	42	0
					26 to 50	166	73	0
					51 and over	64	18	0
					Unknown	0	0	2
Wroe, C.	0	0	0	0		0	0	0

**DEMOGRAPHIC ANALYSIS OF PERSONS CITED**

01/01/2015 TO 12/31/2015

Total Persons Cited (Duty, Grant, Animal Control and Code Enforcement):			3343
Male: 2094	Female: 1102	Unknown: 147	
Race:	Male	Female	Unknown
No Entry	246	158	144
Asian	5	2	0
Black	76	43	0
Indian	2	1	0
White / Hispanic / Latin	197	67	0
Multiracial	18	0	3
Unknown	44	29	0
White	1506	802	0

AGE	MALE	FEMALE	UNK
13	0	0	0
16	22	17	1
19	107	40	0
22	60	50	0
25	82	25	0
28	47	30	0
31	41	29	0
34	35	28	0
37	70	28	0
40	23	20	0
43	26	17	0
46	47	22	0
49	21	11	0
52	38	21	0
55	24	14	0
58	15	12	0
61	17	4	0
64	7	8	0
67	7	5	0
70	2	1	0
73	3	0	0
76	2	0	0
79	0	0	0
82	0	0	0
85	0	0	0
88	0	0	0
NO DOB	0	0	141

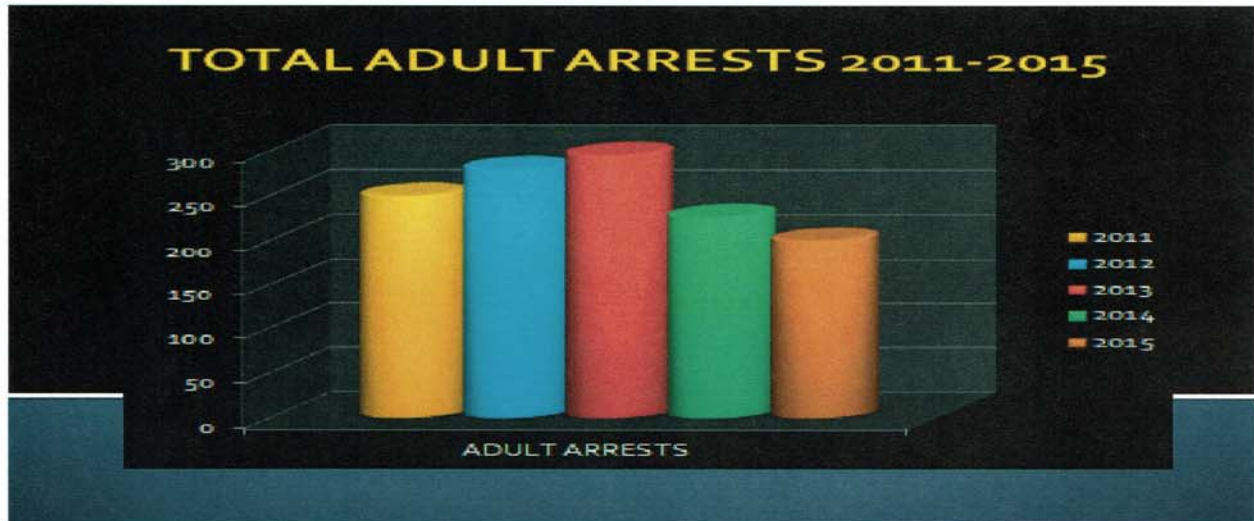
AGE	MALE	FEMALE	UNK
14	0	0	0
17	50	29	0
20	98	38	0
23	85	34	0
26	69	41	0
29	45	22	0
32	48	20	0
35	39	24	0
38	34	28	0
41	37	18	1
44	33	21	0
47	29	12	0
50	21	18	0
53	30	16	0
56	20	7	0
59	7	3	0
62	11	5	0
65	5	5	0
68	5	2	0
71	2	4	0
74	0	1	0
77	1	0	0
80	2	0	0
83	0	0	0
86	0	0	0
89	0	0	0

AGE	MALE	FEMALE	UNK
15	7	3	1
18	87	39	0
21	68	38	0
24	101	25	0
27	55	18	0
30	54	46	0
33	43	24	0
36	60	18	0
39	46	25	0
42	32	24	3
45	26	32	0
48	27	24	0
51	24	19	0
54	22	12	0
57	14	4	0
60	11	4	0
63	14	10	0
66	15	5	0
69	5	0	0
72	1	2	0
75	2	0	0
78	0	0	0
81	2	0	0
84	0	0	0
87	0	0	0
90	11	0	0



TOTAL ADULT ARREST RECORD

	2011	2012	2013	2014	2015
Misdemeanor / Felony Arrests	249	279	295	226	200



TOTAL ADULT OFFICER ARRESTS

OFFICER	2015	2014
Cmdr. D. Demeter	0	5
Sgt. J. Turturillo	0	0
Cpl. J. Dahlin	5	7
Det. Cpl. S. Flores	3	2
Cpl. T. Gardenhire	0	4
Cpl. M. Moffitt	18	34
Cpl. S. Rudzinski	1	5
Ofc. S. Adams	14	11
Ofc. D. Kolodziej	49	59
Ofc., L. Lukasik (Hired 03-29-15)	11	0
Ofc. R. Olson (Hired 04-25-14)	44	13
Ofc. D. Oszust (Off on Leave)	0	0
Ofc. D. Rybicki	13	31
Ofc. L. Schreiber	7	7
Ofc. B. Sidenbender	1	0
Ofc. N. Stamate	6	5
Ofc. D. Wortsman	8	11
Ofc. L. Zuzich	20	32
Reserve Ofc. E. Andersen	0	0
Reserve Ofc. R. Fialkowski	0	0
Reserve Ofc. J. O'Leary	0	0
Reserve Ofc. S. Ross	0	0
Reserve Ofc. T. Smith	0	0
Reserve Ofc. J. Smoter (Hired 03-11-15)	0	0
Reserve Ofc. R. Swets	0	0
Reserve Ofc. M. Wolff	0	0
Reserve Ofc. C. Wroe	0	0
TOTAL ADULT ARRESTS	200	226



REPORTED CRIMES BY TYPE YEARS 2011 – 2015					
TYPE OF CRIME	2011	2012	2013	2014	2015
Alcohol Offenses / Minor Consumption (Including DUI)	89	84	89	88	70
Arson	0	0	0	0	0
Arson – Attempted	0	0	0	0	0
Auto Theft	9	6	2	4	1
Auto Theft – Attempted	1	4	3	0	0
Battery / Assault	23	22	16	15	16
Burglary	23	14	14	23	7
Burglary – Attempted	2	3	4	3	1
Child Abuse / Neglect	1	1	1	2	0
Computer Tampering	1	0	0	0	0
Criminal Mischief	85	104	75	34	42
Criminal Recklessness	1	2	0	0	0
Disorderly Conduct	5	1	2	1	4
Domestic Battery / Violence	40	60	60	68	66
Drugs / Controlled Substance Problem	30	36	36	26	26
Forgery	1	0	0	0	0
Fraud / Identity Theft / Check Deception	37	32	35	29	53
Harassment / Harassment TX	47	64	16	35	22
Homicide	0	0	0	0	1
Homicide – Attempted	2	0	0	0	0
Intimidation	15	11	12	5	5
Invasion of Privacy	2	1	7	6	9
Loitering	1	0	0	2	2
Pornography / Obscene Material	1	0	0	0	3
Public Indecency	0	0	0	1	0
Public Intoxication	4	10	8	2	1
Rape	0	0	0	0	0
Resisting Law Enforcement	10	6	4	6	6
Robbery	1	1	0	0	1
Sexual Battery	0	1	0	0	2
Sexual Offense	4	3	1	3	3
Suicide	3	0	2	3	0
Suicide – Attempted	3	7	9	6	2
Theft (Conversion)	135	105	64	55	80
Theft – Attempted	4	4	3	2	0
Trespassing	8	9	9	12	9
Weapon Offense	4	4	12	2	3
TOTALS	592 Down ↓ 3.6% over 2010	595 No Change over 2011	484 Down ↓ 18.6% over 2012	433 Down ↓ 10.5% over 2013	435 Up ↑ 0.46% over 2014



REPORTED CRIME - 2011-2015



YEAR 2015 TOTAL INCIDENT BY TYPES	YEAR 2015 TOTAL
911 Hang-up	41
911 Hang-up with Open Line	9
911 Misdial	4
Abandoned Vehicle	17
Agency Assist	367
Alarm	594
Alcohol Offense	1
Ambulance Call / Medical Emergency	311
Animal Bite/Dog Bite	8
Animal Call	345
Arson	0
Assault	16
Assault with Firearm	0
Assault with a Knife	0
Assignment - Special Detail	0
Assist Motorist	44
Attempt Theft Vehicle	0
Attempt to Locate	2
Attempt to Serve Warrant	1
Attempted Burglary	1
Attempted Rape	0
Bad Check (Non-Sufficient Funds Check)	1
Battery	0
Bomb Threat/Attack	0
Burglary	7



YEAR 2015 TOTAL INCIDENT BY TYPES	YEAR 2015 TOTAL
Burglary - Attempt	1
Business Checks	1,202
Child Abuse or Neglect	0
Child Seat Inspection	3
Citizen Assist	50
Citizen Dispute	6
Civil Matter	30
Commitment - Emergency	0
Computer Tampering	0
Conversion	3
Criminal Mischief / Vandalism	42
Criminal Recklessness	0
Crossing Guard Detail	20
Curfew	0
Custodial Interference	10
Death Investigation / Dead Body	9
Deliver Message	10
Depriving Owner of Vehicle	0
Detail - Special	1
Disabled Vehicle	140
Disaster	0
Disorderly Conduct	4
Disturbance	43
Domestic Battery w/o a Weapon	3
Domestic Disturbance	6
Domestic w/Weapon	1
Drive Off	0
Driving Complaint	157
Drowning	0
Drugs /Controlled Substance Problem	26
DUI	62
Environmental Inspection / Hazard	0
Escort	29
Extra Patrol	90
Fail to Reg Sex Offender	0
False Report	1
Family Disturbance	0
Family Fight	56
Fatal Accident	0
Fight	7
Fingerprint	28
Fire Dispatch	57
Fire Vehicle – Car Fire	1



YEAR 2015 TOTAL INCIDENT BY TYPES	YEAR 2015 TOTAL
Firearms Permit Application	0
Fireworks	38
Follow-up Investigation	3
Forgery	0
Found Property	29
Fraud	34
Funeral Escort	57
Harassment	9
Harassing Communications	13
Hazmat – Haz. Mat. Spill	0
Hit & Run Accident	27
Homicide	1
Hunting Complaint	1
Identity Theft	18
Illegal Dumping	3
Impounded Vehicle	0
Information	241
Injured Person	0
Intimidation	5
Intoxication	7
Invasion of Privacy	9
Juvenile Molestation	0
Juvenile Problem	75
K9 Usage	46
Littering	0
Lockout (Including Vehicle Lockouts)	110
Loitering	2
Lost or Stolen Property	12
Loud Music / Party	33
Man With Gun	0
Mental	0
Miscellaneous	9
Missing Person	9
Off Road Vehicle	30
Open Burning	3
Ordinance Violation	42
Overdose	8
Panhandling	3
Parking Problem	50
Patrol Notification (Open Garage Doors, Dome Lights, Etc)	44
PD Accident	362
PI Accident	36
Pornography	3



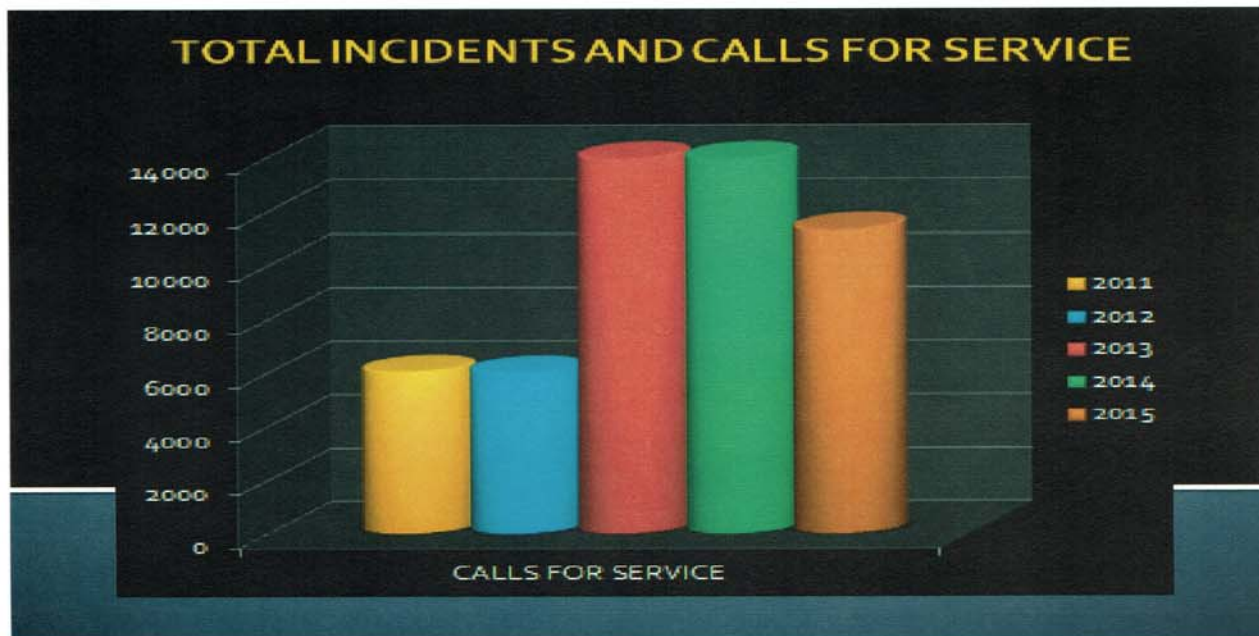
YEAR 2015 TOTAL INCIDENT BY TYPES	YEAR 2015 TOTAL
Premise Check	4
Probation Violation	0
Property Damage	86
Protection Order Violation	0
Public Indecency	0
Public Intoxication	1
Pursuit	1
Railroad Problem	2
Reckless Driving	28
Recovered Stolen Property	0
Recovered Stolen Vehicle	1
Repossession	16
Residential Entry	0
Resisting / Interfering with Officer	6
Restraining Order Violation	0
Road Blockage	1
Robbery	1
Runaway Juvenile	2
Search Warrant	0
Sex Offense	3
Sexual Battery	2
Shots Fired	9
Soliciting	33
Suicide	0
Suicide - Attempt	2
Suspicious Incident	136
Suspicious Person	107
Suspicious Vehicle	257
Tactical	8
Theft	62
Theft – Attempt	0
Theft – Firearm	2
Theft from Vehicle	13
Theft Vehicle Other – Tractor, Bobcat, Trailers, Etc.	0
Theft – Automobile	1
Theft – Motorcycle	0
Theft – Truck / Bus	0
Theft – Vehicle Parts	0
Threatening	14
Tobacco Problem	1
Traffic Hazard	62
Traffic Offense	62
Traffic Stop	4,368



YEAR 2015 TOTAL INCIDENT BY TYPES	YEAR 2015 TOTAL
Trespassing	9
Unauthorized Control	1
Unsecure Premise	30
Unwanted Party	10
Utility Problem	38
Vacation Check	334
Vehicle Pursuit	2
Vicious Animal	0
VIN Inspection	221
Visiting A Common Nuisance	0
Warrant Served	34
Weapon Discharge	0
Weapon Offense	3
Welfare Check	135
TOTALS:	11,347

TOTAL INCIDENTS / CALLS FOR SERVICE -- 2011 – 2015					
	2011	2012	2013	2014	2015
Total Incidents / Calls for Service	6050	6019	13,963	13,968	11,347

Note: Years 2011 and 2012 indicate only Law Incidents. Starting with Year 2013, the numbers include Law Incidents, as well as Business Checks, Traffic Stops, Vacation Checks, and Patrol Notifications.



**INVESTIGATIONS DIVISION – YEAR 2015**

In 2015, the St. John Police Department Investigations Division was assigned 93 total cases which is a 27% increase from 2014. Of those total cases, 25 resulted in criminal charges being filed on a suspect(s) with the Lake County Prosecutor's Office. This relates to 27% of the total cases that were assigned to the Investigations Division were closed by either charges being filed and/or actual arrests of the suspects involved in the crimes. Of the 93 total cases, 85 were cases where actual criminal acts were committed by a suspect(s). Of the 85 criminal cases, 29% of those were cases where either charges were filed and/or an actual arrest was made. Of the 93 total cases, 19 cases assigned to the Investigations Division were resolved by the investigators where criminal charges were unwarranted. In all, 47% of all cases were either closed by Investigations or charges were filed. In 2014, the Investigations Division was assigned 73 total cases with a 33% closure rate.

CATEGORIES	TOTAL CASES ASSIGNED TO INVESTIGATIONS YEAR 2015	TOTAL CASES CLEARED NO ARREST YEAR 2015	TOTAL CHARGES FILED BY INVESTIGATIONS YEAR 2015	TOTAL ARRESTS MADE BY INVESTIGATIONS YEAR 2015
Assist other Department	0	0	0	0
Attempted Murder	0	0	0	0
Battery	0	0	0	0
Battery On Law Enforcement	0	0	0	0
Burglary	8	1	0	0
Child Molesting	0	0	0	0
Civil Matter	0	0	0	0
Controlled Subst.Possession/Sale	0	0	0	0
Conversion	1	0	2	0
Criminal Mischief	6	0	0	0
Criminal Recklessness	0	0	0	0
Criminal Trespass	0	0	0	0
Dealing in a Cont. Substance	0	0	0	0
Death Investigation	2	0	1	0
Domestic Battery	1	0	0	0
Extra Patrol	0	0	0	0
False Reporting	0	0	0	0
Found Property	0	0	0	0
Fraud / Identity Theft	18	3	4	0
Harassment	2	1	0	0
Illegal Possession of Alcohol	0	0	0	0
Information	4	3	0	0
Interference w/Reporting Crime	0	0	0	0
Intimidation	1	1	0	0
Invasion of Privacy	1	0	1	0
Leaving the Scene	1	1	0	0
Missing Person	0	0	0	0
Obscene Material	0	0	0	0



CATEGORIES	TOTAL CASES ASSIGNED TO INVESTIGATIONS YEAR 2015	TOTAL CASES CLEARED NO ARREST YEAR 2015	TOTAL CHARGES FILED BY INVESTIGATIONS YEAR 2015	TOTAL ARRESTS MADE BY INVESTIGATIONS YEAR 2015
Poss of Controlled Substance	0	0	0	0
Poss of Marijuana/Hashish	0	0	0	0
Poss of Paraphernalia	0	0	0	0
Possession Cocaine/Narcotic	0	0	0	0
Possession of Alcohol Minor	0	0	0	0
Public Indecency	0	0	0	0
Public Intoxication	0	0	0	0
Refusal to Identify	0	0	0	0
Resisting Law Enforcement	0	0	0	0
Robbery	1	0	2	0
Sex Offense	8	1	2	0
Theft/Receiving Stolen Prop	34	5	12	0
Threatening	1	0	0	0
Transfer to Other Agency	3	3	0	0
Visiting a Common Nuisance	0	0	0	0
Warrant	0	0	0	0
Weapons Offense	1	0	1	0
Totals:	93	19	25	0

TOTAL TRAFFIC CRASHES -- 2011 – 2015

	2011	2012	2013	2014	2015
Total Number of Crashes	220	184	216	255	224
Total Number With Injuries	67	45	45	44	35
Total Number of Fatalities	0	1	0	0	0

TOTAL TOWS PER TOW FIRM – 2011 – 2015

	2011	2012	2013	2014	2015
Emerald Towing (Heavy Wrecker)	1	1	2	2	2
Kubiak's Towing	84	60	59	25	42
St. John Auto	99	102	103	41	26
Stan's Towing	149	282	156	128	87
TOTAL NUMBER OF TOWS PER YEAR:	333	445	320	196	157



ANNUAL TRAINING REPORT – YEAR 2015		
OFFICER	RANK	TOTAL HOURS OF TRAINING
Frego, Fred A.	Chief	N/A
Demeter, David J.	Sergeant	56.0
Turturillo, James	Sergeant	53.5
Dahlin, Jay L.	Corporal	26.0
Flores, Steven	Detective Corporal	40.0
Gardenhire, Timothy R.	Corporal	38.0
Moffitt, Michael D.	Corporal	27.0
Rudzinski, Steven L.	Corporal	38.0
Adams, Shane L.	Officer	42.0
Kolodziej, Daniel S.	Officer	92.0
Lukasik, Luke A.	Officer	66.75
Olson, Ronald J.	Officer	39.0
Oszust, David M.	Officer	0.0
Rybicki, David L.	Officer	34.0
Schreiber, Luke M.	Officer	63.0
Sidenbender, Brett J.	Officer	135.25
Stamate, Nicholas M.	Officer	33.0
Wortsman, David A.	Officer	144.0
Zuzich, Lucas H.	Officer	53.0
Andersen, Eric J.	Reserve Officer	24.5
Conaway, Richard H.	Reserve Officer	0.0
Fialkowski, Richard L.	Reserve Officer	27.5
O'Leary, Joseph W.	Reserve Officer	25.0
Ross, Steven S.	Reserve Officer	688.5
Smith, Timothy A.	Reserve Officer	35.0
Smoter, Joseph T.	Reserve Officer	55.5
Swets, Ronald S.	Reserve Officer	58.5
Wolff, Mathew A.	Reserve Officer	29.5
Wroe, Clifford S.	Reserve Officer	34.0
TOTAL HOURS OF TRAINING FOR YEAR 2015:		1,889.50

**ANNUAL K-9 REPORT – YEAR 2015**

Yearly Training Hours:	169.25
Yearly Deployment Hours:	97.15
Number of Deployments:	90 69 – In Town – 76.75 Hrs. 21 – Out of Town – 20.40 Hrs.
Public Demos:	14
Number of Call Outs:	20
Total Tracking Deployments:	7



All tracks were successful with one (1) apprehension. The other tracks ended at a roadway and the suspect was unable to be located. Numerous narcotics were located during searches, along with drug paraphernalia. There were two (2) traffic stops in which larger amounts of drugs were located; specifically, 60 gm of marijuana and 124 gm of marijuana, along with \$440.00 USC.





ST. JOHN ANIMAL CONTROL YEAR END REPORT

	2014	2015
TOTAL NUMBER OF ANIMAL RELATED CALLS:	427	353
TOTAL NUMBER OF ANIMAL RELATED CALLS HANDLED BY AC OFFICER:	307	259
TOTAL NUMBER OF CITATIONS ISSUED:	148	25
TOTAL NUMBER OF ADOPTIONS:	9	5
TOTAL NUMBER OF ANIMAL/DOG BITE CASES:	9	8