



ST. JOHN POLICE DEPARTMENT



2014 YEAR END REPORT

**By: Fred A. Frego
Chief of Police**



2014 YEAR END REPORT TABLE OF CONTENTS

**5-YEAR COMPARISON
2010-2014**

Message from the Chief . . .

1.	Total Gas Cost / Mileage – 2010 to 2014	1
2.	Duty Mileage / Fuel Report	2
3.	Traffic Report by Officer – Tickets / Warnings – 2014 / 2013	3
4.	Yearly Average per Full-Time Patrol Officer – Tickets / Warnings	3
5.	Total Violations – Traffic / Parking / Warnings – 2010 to 2014	4
6.	Traffic / Parking Violations – 2010 to 2014 Graph	4
7.	Written Warnings – 2010 to 2014 Graph	4
8.	Traffic Citation Time Analysis – 2014	5
9.	Traffic Warning Time Analysis – 2014	6
10.	Racial Profiling Report by Officer and Demographic Analysis of Persons Cited – 01/01/2014 to 12/31/2014	7-13
11.	Total Adult Arrest Record – Misdemeanor & Felony – 2010 to 2014	14
12.	Total Adult Officer Arrests – 2014 / 2013	15
13.	Reported Crimes by Type – 2010 to 2014	16
14.	Total Reported Crimes – 2010 to 2014 Graph	17
15.	Total Incidents By Classifications – 2014	17-21
16.	Total Incidents – 2010 to 2014 Graph	21
17.	Investigations Division – Year 2014	22-23
18.	Total Traffic Crashes – 2010 to 2014	23
19.	Total Tows Per Tow Firm – 2010 to 2014	24
20.	Annual Training Report By Officer for Year 2014	24-25
21.	St. John Animal Control Report for Year 2014	26

Police Department

11033 West 93rd Avenue
St. John, Indiana 46373-9701



Fred A. Frego
Chief of Police

(219) 365-6032 Voice
(219) 558-2166 Facsimile
E-Mail: ffrego@stjohnin.com

February 6, 2015

Message from the Chief . . .

St. John Town Council members, I am pleased to present the 2014 Year End Report.

I am happy to inform you that in 2014, the St. John Police Department continued with the highest of standards providing citizens of St. John with quality, safety, and security exhibited by the members of the St. John Police Department.

It is no accident the Town of St. John was recognized nationally as one of the most safe and appealing communities in which to live and raise a family. Movoto Real Estate has rated the Town of St. John as the 4th safest place to live in Indiana, and the 15th safest small town in America. St. John was also ranked the safest town in Lake County. This distinction is a direct impact of the professionalism, dedication, and high standards exhibited by the St. John Police Department.


The Department's Indiana Law Enforcement Accreditation process continues to move towards completion. In March, we anticipate our mock assessment, which will lead to full accreditation this year. Our Department will be one of a select few police departments in Indiana to have achieved and hold this status.

We continue to provide the latest in hardware and technology to our officers, which enable them to perform their duties at the highest of standards.

A 30-year veteran of the St. John Police Department retired and was replaced with the hiring of a new officer.

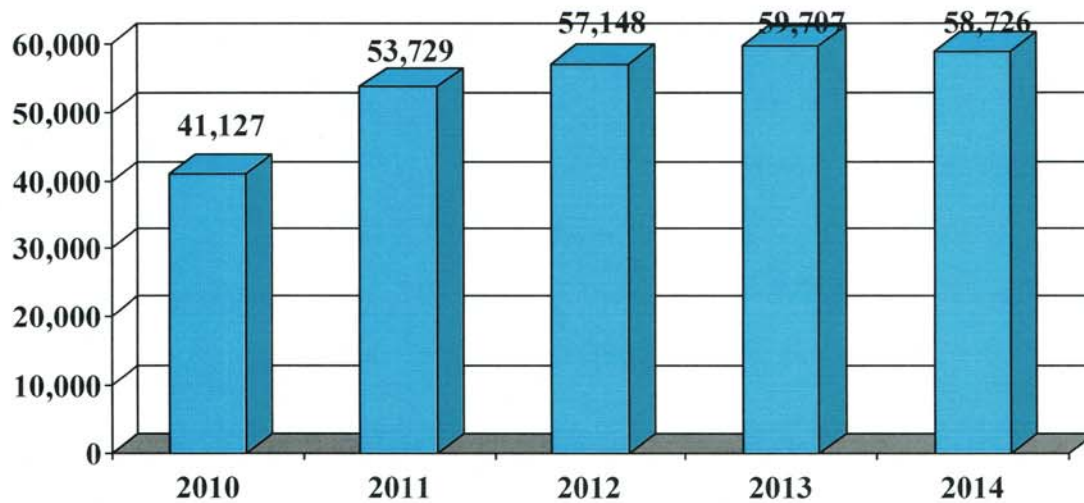
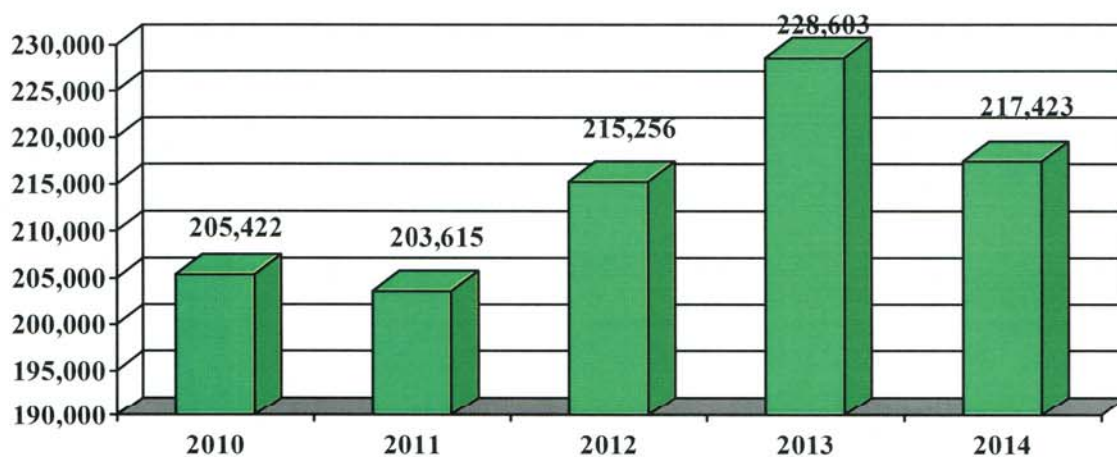
I thank the St. John Town Council for their continued support of the St. John Police Department. Your support is essential in keeping the morale and standards of our officers at the highest level.

Sincerely,


Fred A. Frego
Chief of Police

2014 YEAR END REPORT

TOTAL GAS COST / MILEAGE					
	2010	2011	2012	2013	2014
Total Gas Cost	\$41,127.50	\$53,729.89	\$57,148.94	\$59,706.63	\$58,726.25
Total Mileage	205,422	203,615	215,256	228,603	217,423

TOTAL GAS COST -- 2010 -- 2014TOTAL MILEAGE -- 2010 -- 2014

ST. JOHN POLICE DEPARTMENT DUTY MILEAGE / FUEL REPORT				
OFFICER	2014 MILES DRIVEN	2014 GALLONS OF FUEL	2014 FUEL COST	AVERAGE MILES PER GALLON
#1 - Frego, Chief F.	10,291	649.5	\$1,936.43	14.5
#7 - Fryzel, Commander M.	7,715	811.3	\$2,395.94	9.0
#12 - Demeter, Sergeant D.	9,939	757.5	\$2,306.30	12.1
#11 - Turturillo, Sergeant J.	6,002	359.5	\$1,070.17	13.3
#14 - Dahlin, Corporal J.	7,268	619.9	\$1,865.87	9.8
#10 - Gardenhire, Corporal T.	9,801	996.8	\$2,968.42	7.3
#4 - Rudzinski, Corporal S.	11,190	885.7	\$2,628.14	11.4
#19 - Adams, Officer S.	12,292	1,275.6	\$3,790.49	8.8
#9 - Andersen, Officer E.	1,325	147.5	\$404.20	3.3
#15 - Flores, Detective S.	9,985	925.0	\$2,733.82	10.2
#22 - Kolodziej, Officer D.	14,039	1,340.7	\$3,994.68	10.2
#17 - Moffitt, Officer M.	12,821	1,393.1	\$4,125.21	8.8
#9 - Olson, Officer R.	8,632	873.0	\$2,623.23	9.7
#20 - Oszust, Officer D. (Off on Leave)	3,956	388.9	\$1,123.75	10.0
#21 - Rybicki, Officer D.	14,587	1,131.8	\$3,409.94	11.5
#18 - Schreiber, Officer L.	10,562	890.9	\$2,661.73	12.1
#13 - Sidenbender, SRO B.	5,557	599.2	\$1,813.69	8.3
#16 - Stamate, Officer N.	7,120	672.9	\$1,996.01	11.9
#24 - Wortsman, Officer D.	13,209	1,227.8	\$3,664.79	10.1
#23 - Zuzich, Officer L.	20,466	1,650.0	\$4,935.54	12.2
#25 (#19 until 08/13 then #32 as of 04/14)	611	68.5	\$200.56	0.0
Unit #30	3,423	392.1	\$1,227.89	3.8
Unit #31	486	59.5	\$177.84	0.0
Unit #32	6,391	664.0	\$1,961.33	9.7
Unit #33 (#4 until 11/13)	2,441	219.3	\$642.07	9.3
Unit #70	725	67.3	\$194.92	0.0
Unit T110	727	106.5	\$282.38	0.0
Command 100 - Diesel	0	0.0	\$0.00	0.0
ATV 1	27	2.0	\$6.62	0.0
ATV 2	7	1.5	\$4.88	0.0
AC#53 - Conaway, R.	5,828	522.6	\$1,579.41	11.4
YEAR 2014 TOTALS:	217,423	19,699.7	\$58,726.25	PATROL 10.0
YEAR 2013 TOTALS:	228,603	19,882.32	\$59,706.63	PATROL 12.20
YEAR 2012 TOTALS:	215,256	18,623.7	\$57,148.94	PATROL 11.62
YEAR 2011 TOTALS:	203,615	18,036.6	\$53,729.89	PATROL 11.54
YEAR 2010 TOTALS:	205,422	18,444.6	\$41,127.50	PATROL 11.15

TRAFFIC REPORT				
Officer	Year 2014 Tickets	Year 2013 Tickets	Year 2014 Warnings	Year 2013 Warnings
Cmdr. M. Fryzel	25	20	2	4
Sgt. D. Demeter	42	71	38	49
Sgt. J. Turturillo	0	1	0	0
Cpl. J. Dahlin	84	122	0	2
Cpl. T. Gardenhire	28	68	11	3
Ofc. S. Rudzinski	106	162	0	0
Ofc. S. Adams	250	330	24	29
Ofc. E. Andersen (Retired 03/01/14)	5	211	0	7
Det. Ofc. S. Flores	1	2	0	0
Ofc. D. Kolodziej	269	277	78	174
Ofc. M. Moffitt	329	350	9	18
Ofc. R. Olson (Hired 04/25/14)	220	0	29	0
Ofc. D. Oszust (Off on Leave)	0	26	0	7
Ofc. D. Rybicki	230	215	5	7
Ofc. L. Schreiber	170	149	57	120
Ofc. B. Sidenbender	16	39	1	4
Ofc. N. Stamate	155	133	38	30
Ofc. D. Wortsman (Hired 07/01/13)	238	9	95	4
Ofc. N. Zuzich	288	297	2	4
R. Ofc. R. Caudle	0	0	0	8
R. Ofc. R. Fialkowski	0	0	0	4
R. Ofc. J. O'Leary	0	0	1	0
R. Ofc. S. Ross	3	1	3	2
R. Ofc. T. Smith	44	27	43	17
R. Ofc. R. Swets	28	74	27	32
R. Ofc. M. Wolff	4	2	11	6
R. Ofc. C. Wroe	0	0	0	1
TOTAL:	2535	2586	474	532
TOTAL AFTER SUBTRACTING HIGHLIGHTED NUMBERS:	2389	2390	349	409

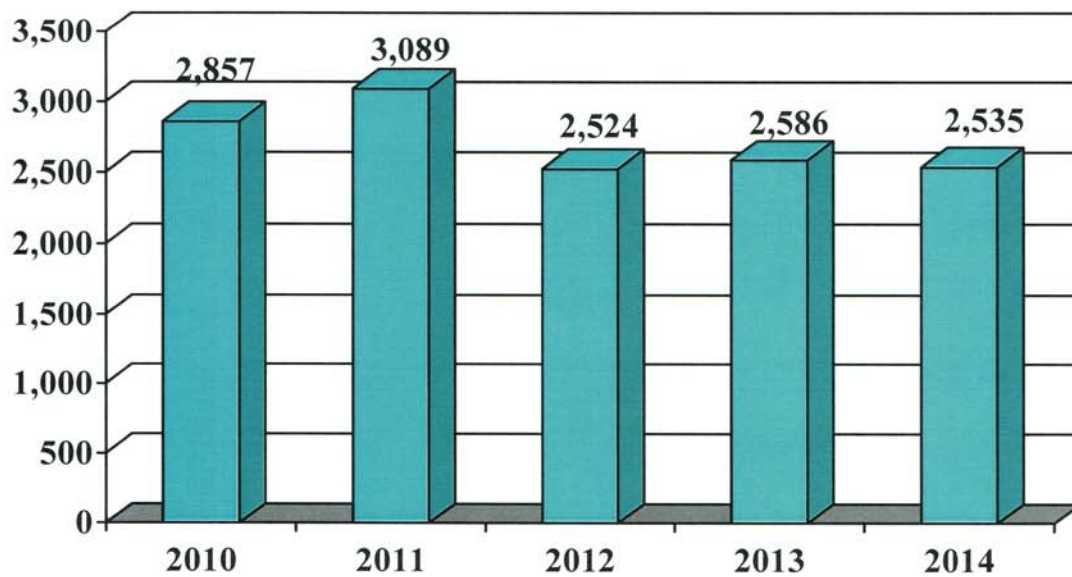
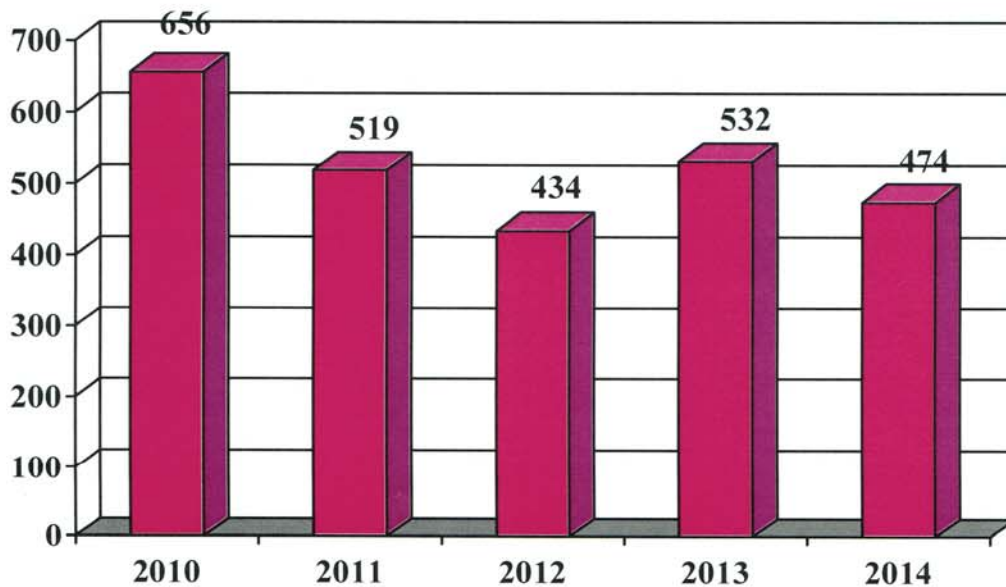
YEARLY AVERAGE PER FULL-TIME PATROL OFFICER

[The numbers highlighted in yellow in the Traffic Report were deducted from the year-end totals and then divided by the number 15 (Year 2014) and the number 15 (Year 2013) to provide an average for full-time patrol officer.]

	2014	2013
Tickets	159	160
Warnings	23	28

TOTAL VIOLATIONS / WARNINGS

	2010	2011	2012	2013	2014
Traffic / Parking Violations	2857	3089	2524	2586	2535
Written Warnings	656	519	434	532	474

TRAFFIC / PARKING VIOLATIONS -- 2010 – 2014**WRITTEN WARNINGS -- 2010 – 2014**



St John Police Department

Traffic Citation Time Analysis

(Includes Duty, Grant, Animal Control and Code Enforcement)

Hour	Monday	Tuesday	Wednesday	Thursday	Friday	Saturday	Sunday	Total
00:00-00:59	21	21	24	9	17	20	24	136
01:00-01:59	14	10	14	6	15	23	32	114
02:00-02:59	4	1	14	4	13	15	34	85
03:00-03:59	2	0	7	4	11	9	23	56
04:00-04:59	2	4	1	0	4	0	23	34
05:00-05:59	10	2	3	2	5	6	10	38
06:00-06:59	19	17	18	21	19	24	28	146
07:00-07:59	27	48	33	37	26	32	30	233
08:00-08:59	29	23	27	28	39	33	21	200
09:00-09:59	32	38	41	44	30	48	17	250
10:00-10:59	27	48	42	47	43	36	18	261
11:00-11:59	29	42	32	25	28	28	22	206
12:00-12:59	18	32	20	40	19	12	21	162
13:00-13:59	17	44	22	38	29	12	12	174
14:00-14:59	25	26	15	26	29	16	15	152
15:00-15:59	20	25	12	17	22	42	21	159
16:00-16:59	17	18	15	39	37	41	25	192
17:00-17:59	11	14	27	39	52	78	29	250
18:00-18:59	38	34	41	50	65	94	36	358
19:00-19:59	32	36	45	57	86	71	46	373
20:00-20:59	24	20	26	38	62	57	28	255
21:00-21:59	23	24	20	30	28	28	11	164
22:00-22:59	35	24	20	40	39	28	11	197
23:00-23:59	14	24	10	31	33	27	12	151
Total by Day	490	575	529	672	751	780	549	4346

Report Includes:

All dates between '00:00:00 01/01/14' and '23:59:59 12/31/14', All agencies matching 'SJPD', All areas, All officers, All courts, All types, All violations



St John Police Department

Traffic Warning Time Analysis

(Includes Duty, Grant, Animal Control and Code Enforcement)

Hour	Monday	Tuesday	Wednesday	Thursday	Friday	Saturday	Sunday	Total
00:00-00:59	3	3	7	6	8	13	4	44
01:00-01:59	1	4	4	2	5	7	2	25
02:00-02:59	0	3	1	1	2	0	1	8
03:00-03:59	0	0	1	0	0	1	0	2
04:00-04:59	1	0	0	0	2	0	0	3
05:00-05:59	3	5	3	6	1	4	4	26
06:00-06:59	5	15	14	13	5	12	5	69
07:00-07:59	7	11	9	16	7	15	8	73
08:00-08:59	12	7	10	10	4	16	6	65
09:00-09:59	9	5	5	8	11	17	11	66
10:00-10:59	3	6	6	4	9	12	7	47
11:00-11:59	4	3	11	4	6	6	8	42
12:00-12:59	3	5	1	10	10	7	6	42
13:00-13:59	2	13	15	11	4	10	10	65
14:00-14:59	11	7	7	8	7	1	4	45
15:00-15:59	5	6	3	12	11	5	7	49
16:00-16:59	2	9	2	15	15	15	2	60
17:00-17:59	4	7	12	14	18	19	4	78
18:00-18:59	15	7	8	19	31	31	11	122
19:00-19:59	8	11	11	26	52	40	13	161
20:00-20:59	6	10	15	12	37	39	8	127
21:00-21:59	16	12	12	17	28	20	5	110
22:00-22:59	14	15	17	19	24	13	9	111
23:00-23:59	8	7	4	10	9	4	4	46
Total by Day	142	171	178	243	306	307	139	1486

Report Includes:

Agency between '00:00:00 01/01/14' and '23:59:59 12/31/14', Area matching 'SJPD', Officer, Violation.

RACIAL PROFILING REPORT BY OFFICER AND DEMOGRAPHIC ANALYSIS OF PERSONS CITED 01/01/2014 TO 12/31/2014 (Total Persons Cited – Duty, Grant, Animal Control and Code Enforcement)								
Officer	Total # Persons Cited	Male	Female	Unk	Race / Age	Male	Female	Unk
Adams, S.	528	319	204	5	No Entry	69	44	4
					Black	11	7	0
					White/Hispanic/Latin	17	7	0
					Multiracial	1	0	1
					Unknown	7	2	0
					White	214	144	0
					1 to 18	32	15	0
					19 to 25	86	37	0
					26 to 50	157	123	2
					51 and over	43	29	1
					Unknown	1	0	2
Andersen, E.	5	2	3	0	No Entry	1	0	0
					White	1	3	0
					19 to 25	0	1	0
					26 to 50	2	2	0
Caudle, D.	0	0	0	0		0	0	0
Conaway, R. Animal Control	145	83	62	0	No Entry	8	3	0
					Indian	1	0	0
					White/Hispanic/Latin	0	7	0
					Unknown	3	0	0
					White	71	52	0
					19 to 25	5	7	0
					26 to 50	47	40	0
					51 and over	31	15	0
Dahlin, J.	84	56	26	2	No Entry	4	4	2
					Black	7	1	0
					White/Hispanic/Latin	3	2	0
					Unknown	2	0	0
					White	40	19	0
					1 to 18	8	3	0
					19 to 25	27	4	0
					26 to 50	13	15	0
					51 and over	8	4	0
					Unknown	0	0	2

RACIAL PROFILING REPORT BY OFFICER AND DEMOGRAPHIC ANALYSIS OF PERSONS CITED 01/01/2014 TO 12/31/2014 (Total Persons Cited – Duty, Grant, Animal Control and Code Enforcement)								
Officer	Total # Persons Cited	Male	Female	Unk	Race / Age	Male	Female	Unk
Demeter, D.	42	27	14	1	No Entry	1	3	1
					Asian	1	0	0
					Black	2	0	0
					White/Hispanic/Latin	5	0	0
					Unknown	1	0	0
					White	17	11	0
					1 to 18	2	2	0
					19 to 25	6	2	0
					26 to 50	10	8	0
					51 and over	9	2	0
					Unknown	0	0	1
Fialkowski, R.	0	0	0	0		0	0	0
Flores, S.	1	1	0	0	White	1	0	0
					51 and over	1	0	0
Fryzel, M.	127	68	39	20	No Entry	11	13	20
					Black	1	3	0
					White/Hispanic/Latin	4	2	0
					Multiracial	1	0	0
					Unknown	0	1	0
					White	51	20	0
					1 to 18	2	3	0
					19 to 25	13	4	0
					26 to 50	37	21	0
					51 and over	16	11	0
					Unknown	0	0	20
Gardenhire, T.	325	210	115	0	No Entry	25	23	0
					Asian	0	1	0
					Black	6	3	0
					Indian	1	0	0
					White/Hispanic/Latin	13	3	0
					Multiracial	1	0	0
					Unknown	3	4	0
					White	161	81	0
					1 to 18	8	4	0
					19 to 25	30	24	0
					26 to 50	129	70	0
					51 and over	42	17	0
					Unknown	1	0	0

RACIAL PROFILING REPORT BY OFFICER AND DEMOGRAPHIC ANALYSIS OF PERSONS CITED 01/01/2014 TO 12/31/2014 (Total Persons Cited – Duty, Grant, Animal Control and Code Enforcement)								
Officer	Total # Persons Cited	Male	Female	Unk	Race / Age	Male	Female	Unk
Kolodziej, D.	387	278	108	1	No Entry	33	20	1
					Asian	1	1	0
					Black	8	3	0
					White/Hispanic/Latin	36	8	0
					Unknown	4	2	0
					White	196	74	0
					1 to 18	16	8	0
					19 to 25	94	29	0
					26 to 50	124	56	0
					51 and over	44	15	0
					Unknown	0	0	1
Mainwaring, J. Code Enforcement	165	75	21	69	No Entry	2	5	69
					Black	7	0	0
					White/Hispanic/Latin	2	1	0
					White	64	15	0
					26 to 50	45	13	0
					51 and over	30	8	0
					Unknown	0	0	69
Moffitt, M.	598	440	156	2	No Entry	68	29	2
					Asian	2	0	0
					Black	15	11	0
					Indian	1	0	0
					White/Hispanic/Latin	32	8	0
					Multiracial	1	0	0
					India Native	1	0	0
					Unknown	9	2	0
					White	311	106	0
					1 to 18	32	16	0
					19 to 25	126	38	0
					26 to 50	233	91	0
					51 and over	49	11	0
					Unknown	0	0	2
O'Leary, J.	0	0	0	0		0	0	0
Olson, R.	230	133	96	1	No Entry	23	21	1
					Black	11	3	0
					White/Hispanic/Latin	10	5	0
					White	89	67	0
					1 to 18	16	1	0
					19 to 25	37	24	0
					26 to 50	63	55	0
					51 and over	17	16	0
					Unknown	0	0	1

RACIAL PROFILING REPORT BY OFFICER AND DEMOGRAPHIC ANALYSIS OF PERSONS CITED 01/01/2014 TO 12/31/2014 (Total Persons Cited – Duty, Grant, Animal Control and Code Enforcement)								
Officer	Total # Persons Cited	Male	Female	Unk	Race / Age	Male	Female	Unk
Oszust, D.	0	0	0	0		0	0	0
Ross, S.	3	3	0	0	White	3	0	0
					51 and over	3	0	0
Rudzinski, S.	109	70	38	1	No Entry	10	6	1
					Asian	1	0	0
					Black	10	0	0
					White/Hispanic/Latin	7	0	0
					Unknown	4	3	0
					White	38	29	0
					1 to 18	2	3	0
					19 to 25	25	8	0
					26 to 50	33	24	0
					51 and over	10	3	0
					Unknown	0	0	1
Rybicki, D.	256	147	101	8	No Entry	22	15	8
					Asian	1	1	0
					Black	6	7	0
					Indian	1	0	0
					White/Hispanic/Latin	10	4	0
					Unknown	2	1	0
					White	105	73	0
					1 to 18	7	5	0
					19 to 25	48	24	0
					26 to 50	63	56	0
					51 and over	29	16	0
					Unknown	0	0	8
Schreiber, L.	171	95	75	1	No Entry	12	16	1
					Black	6	4	0
					White/Hispanic/Latin	4	3	0
					Unknown	1	1	0
					White	72	51	0
					1 to 18	5	5	0
					19 to 25	25	12	0
					26 to 50	46	46	0
					51 and over	18	12	0
					Unknown	1	0	1

RACIAL PROFILING REPORT BY OFFICER AND DEMOGRAPHIC ANALYSIS OF PERSONS CITED 01/01/2014 TO 12/31/2014 (Total Persons Cited – Duty, Grant, Animal Control and Code Enforcement)								
Officer	Total # Persons Cited	Male	Female	Unk	Race / Age	Male	Female	Unk
Sidenbender, B.	18	14	3	1	No Entry	2	0	1
					Black	1	0	0
					White	11	3	0
					1 to 18	12	1	0
					26 to 50	0	2	0
					51 and over	2	0	0
					Unknown	0	0	1
Smith, T.	44	30	13	1	No Entry	5	3	1
					Black	1	0	0
					White/Hispanic/Latin	1	1	0
					White	23	9	0
					1 to 18	1	0	0
					19 to 25	13	3	0
					26 to 50	14	8	0
					51 and over	2	2	0
					Unknown	0	0	1
Stamate, N.	155	81	72	2	No Entry	14	24	2
					Black	4	3	0
					White/Hispanic/Latin	2	6	0
					Unknown	4	0	0
					White	57	39	0
					1 to 18	5	3	0
					19 to 25	26	20	0
					26 to 50	31	34	0
					51 and over	19	15	0
					Unknown	0	0	2
Swets, R.	28	18	9	1	No Entry	0	2	0
					White/Hispanic/Latin	2	1	0
					Multiracial	0	0	1
					Unknown	0	1	0
					White	16	5	0
					1 to 18	5	2	0
					19 to 25	6	1	0
					26 to 50	6	3	0
					51 and over	1	3	1
Turturillo, J.	0	0	0	0		0	0	0

RACIAL PROFILING REPORT BY OFFICER AND DEMOGRAPHIC ANALYSIS OF PERSONS CITED 01/01/2014 TO 12/31/2014 (Total Persons Cited – Duty, Grant, Animal Control and Code Enforcement)								
Officer	Total # Persons Cited	Male	Female	Unk	Race / Age	Male	Female	Unk
Wolff, M.	4	3	1	0	No Entry	1	0	0
					Black	0	1	0
					White	2	0	0
					1 to 18	1	0	0
					19 to 25	0	1	0
					26 to 50	2	0	0
Wortsman, D.	238	130	106	2	No Entry	12	17	2
					Black	8	4	0
					White/Hispanic/Latin	14	6	0
					Unknown	2	1	0
					White	94	78	0
					1 to 18	13	8	0
					19 to 25	39	21	0
					26 to 50	60	63	0
					51 and over	18	14	0
					Unknown	0	0	2
Zuzich, L.	681	520	159	2	No Entry	82	27	2
					Asian	1	1	0
					Black	21	7	0
					Indian	1	0	0
					White/Hispanic/Latin	37	5	0
					Multiracial	1	2	0
					Unknown	11	1	0
					White	366	116	0
					1 to 18	48	14	0
					19 to 25	127	54	0
					26 to 50	263	69	0
					51 and over	82	22	0
					Unknown	0	0	2
Wroe, C.	0	0	0	0		0	0	0

DEMOGRAPHIC ANALYSIS OF PERSONS CITED

01/01/2014 TO 12/31/2014

Total Persons Cited (Duty, Grant, Animal Control and Code Enforcement):	4346
---	------

Male: 2803	Female: 1421	Unknown: 122
------------	--------------	--------------

Race:	Male	Female	Unknown
No Entry	405	275	120
Asian	7	4	0
Black	125	57	0
Indian	3	0	0
White / Hispanic / Latin	201	69	0
Multiracial	5	2	2
Indian Native	1	0	0
Unknown	53	19	0
White	2003	995	0

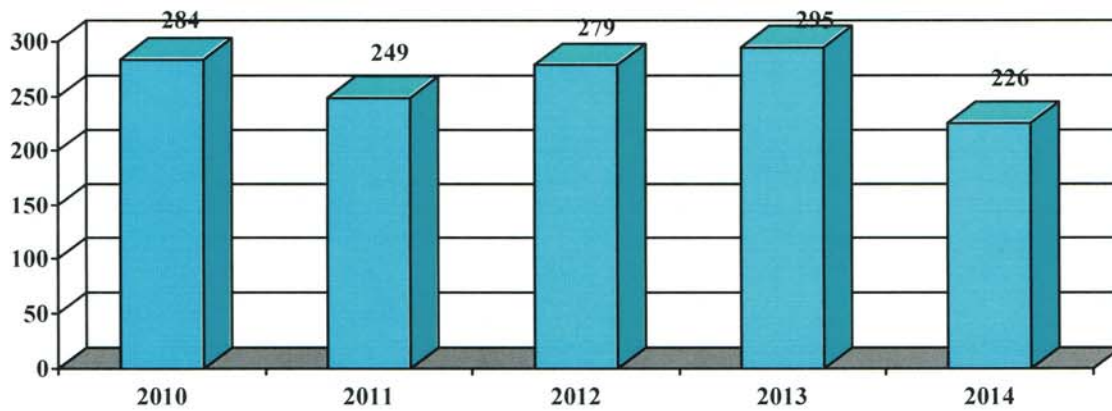
AGE	MALE	FEMALE	UNK
13	0	0	0
16	30	13	0
19	110	40	0
22	90	37	0
25	84	44	0
28	67	30	0
31	67	30	0
34	55	26	0
37	72	36	0
40	69	44	0
43	65	41	0
46	47	21	0
49	45	15	1
52	54	21	0
55	35	24	0
58	35	7	0
61	19	9	0
64	11	4	0
67	7	2	0
70	7	1	0
73	4	0	0
76	3	2	0
79	0	0	0
82	1	0	0
85	0	0	0
88	0	0	0
NO DOB	3		118

AGE	MALE	FEMALE	UNK
14	0	0	0
17	57	33	0
20	111	55	0
23	108	55	0
26	71	27	0
29	51	38	0
32	49	50	0
35	64	37	0
38	50	25	0
41	39	27	0
44	54	37	1
47	43	30	0
50	45	28	0
53	36	17	0
56	27	19	0
59	20	6	0
62	20	5	0
65	16	5	0
68	4	1	0
71	5	3	0
74	1	1	0
77	1	1	0
80	0	3	0
83	1	0	0
86	1	0	0
89	6	0	0

AGE	MALE	FEMALE	UNK
15	1	0	0
18	127	47	0
21	130	39	0
24	100	44	0
27	71	34	0
30	44	29	0
33	65	44	0
36	64	33	0
39	40	37	0
42	47	29	0
45	52	20	0
48	42	31	0
51	38	20	0
54	23	30	2
57	26	12	0
60	27	5	0
63	21	5	0
66	7	6	0
69	7	3	0
72	7	0	0
75	3	2	0
78	1	1	0
81	0	0	0
84	0	0	0
87	0	0	0
90	0	0	0

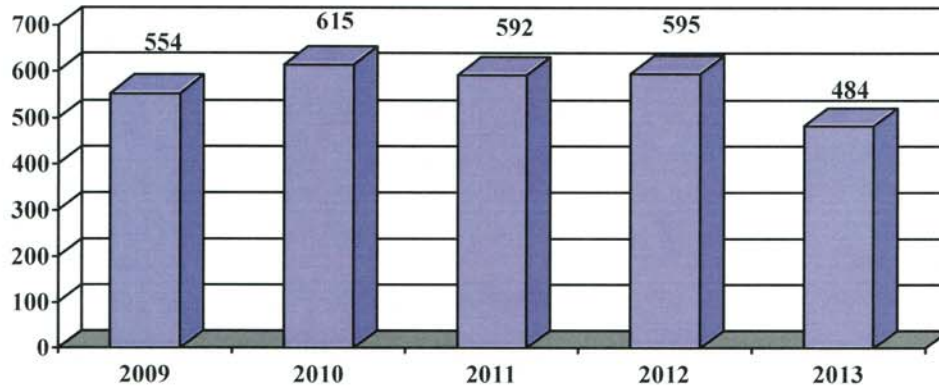
TOTAL ADULT ARREST RECORD

	2010	2011	2012	2013	2014
Misdemeanor / Felony Arrests	284	249	279	295	226



TOTAL ADULT OFFICER ARRESTS		
OFFICER	2014	2013
Cmdr. M. Fryzel	0	0
Sgt. D. Demeter	5	6
Sgt. J. Turturillo	0	0
Cpl. J. Dahlin	7	14
Cpl. T. Gardenhire	4	5
Cpl. S. Rudzinski	5	12
Ofc. S. Adams	11	24
Ofc. E. Andersen	0	4
Det. S. Flores	2	5
Ofc. D. Kolodziej	59	48
Ofc. M. Moffitt	34	56
Ofc. R. Olson (Hired 04-25-14)	13	0
Ofc. D. Oszust (Off on Leave)	0	7
Ofc. D. Rybicki	31	42
Ofc. L. Schreiber	7	9
Ofc. B. Sidenbender	0	5
Ofc. N. Stamate	5	10
Ofc. D. Wortsman (Hired 07-01-13)	11	0
Ofc. L. Zuzich	32	47
Reserve Ofc. D. Caudle	0	0
Reserve Ofc. R. Conaway	0	0
Reserve Ofc. R. Fialkowski	0	0
Reserve Ofc. J. O'Leary	0	0
Reserve Ofc. P. O'Neill	0	0
Reserve Ofc. T. Smith	0	0
Reserve Ofc. M. Wolff	0	0
Reserve Ofc. C. Wroe	0	0
TOTAL ADULT ARRESTS	226	295

REPORTED CRIMES BY TYPE YEARS 2010 – 2014					
TYPE OF CRIME	2010	2011	2012	2013	2014
Alcohol Offenses / Minor Consumption (Including DUI)	94	89	84	89	88
Arson	0	0	0	0	0
Arson – Attempted	0	0	0	0	0
Auto Theft	3	9	6	2	4
Auto Theft – Attempted	0	1	4	3	0
Battery / Assault	16	23	22	16	15
Burglary	8	23	14	14	23
Burglary – Attempted	2	2	3	4	3
Child Abuse / Neglect	4	1	1	1	2
Computer Tampering	0	1	0	0	0
Criminal Mischief	116	85	104	75	34
Criminal Recklessness	1	1	2	0	0
Disorderly Conduct	2	5	1	2	1
Domestic Battery / Violence	42	40	60	60	68
Drugs / Controlled Substance Problem	37	30	36	36	26
Forgery	0	1	0	0	0
Fraud / Identity Theft / Check Deception	32	37	32	35	29
Harassment / Harassment TX	46	47	64	16	35
Homicide	0	0	0	0	0
Homicide – Attempted	0	2	0	0	0
Intimidation	11	15	11	12	5
Invasion of Privacy	6	2	1	7	6
Loitering	0	1	0	0	2
Pornography / Obscene Material	0	1	0	0	0
Public Indecency	0	0	0	0	1
Public Intoxication	13	4	10	8	2
Rape	0	0	0	0	0
Resisting Law Enforcement	6	10	6	4	6
Robbery	1	1	1	0	0
Sexual Battery	0	0	1	0	0
Sexual Offense	2	4	3	1	3
Suicide	0	3	0	2	3
Suicide – Attempted	2	3	7	9	6
Theft (Conversion)	147	135	105	64	55
Theft – Attempted	4	4	4	3	2
Trespassing	17	8	9	9	12
Weapon Offense	4	4	4	12	2
TOTALS	615 Up ↑ 11% over 2009	592 Down ↓ 3.6% over 2010	595 No Change over 2011	484 Down ↓ 18.6% over 2012	433 Down ↓ 10.5% over 2013

TOTAL REPORTED CRIMES -- 2010 – 2014

YEAR 2014 TOTAL INCIDENT BY TYPES	YEAR 2014 TOTAL
911 Hang-up	44
911 Hang-up with Open Line	5
911 Misdial	2
Abandoned Vehicle	16
Agency Assist	636
Alarm	634
Alcohol Offense	2
Ambulance Call / Medical Emergency	82
Animal Bite/Dog Bite	9
Animal Call	420
Arson	0
Assault	0
Assault with Firearm	0
Assault with a Knife	0
Assignment - Special Detail	2
Assist Motorist	97
Attempt Theft Vehicle	0
Attempt to Locate	0
Attempted Burglary	0
Attempted Rape	0
Bad Check (Non-Sufficient Funds Check)	1
Battery	15
Bomb Threat/Attack	0
Burglary	23
Burglary - Attempt	3
Business Checks	1,709
Child Abuse or Neglect	2

YEAR 2014 TOTAL INCIDENT BY TYPES	YEAR 2014 TOTAL
Child Seat Inspection	9
Citizen Assist	72
Citizen Dispute	17
Civil Matter	28
Commitment - Emergency	1
Computer Tampering	0
Conversion	4
Criminal Mischief / Vandalism	34
Criminal Recklessness	0
Crossing Guard Detail	15
Curfew	0
Custodial Interference	10
Damage Property	0
Death Investigation / Dead Body	2
Deliver Message	6
Depriving Owner of Vehicle	0
Disabled Vehicle	190
Disaster	0
Disorderly Conduct	1
Disturbance	75
Domestic Battery w/o a Weapon	2
Domestic Disturbance	66
Domestic w/Weapon	0
Drive Off	0
Driving Complaint	176
Drowning	0
Drugs /Controlled Substance Problem	26
DUI	86
Environmental Inspection / Hazard	0
Escort	71
Extra Patrol	31
Fail to Reg Sex Offender	0
False Report	1
Family Disturbance	0
Family Fight	0
Fatal Accident	0
Fight	2
Fingerprint	24
Fire Dispatch	38
Fire Vehicle – Car Fire	0
Firearms Permit Application	0
Fireworks	17
Follow-Up Investigation	1

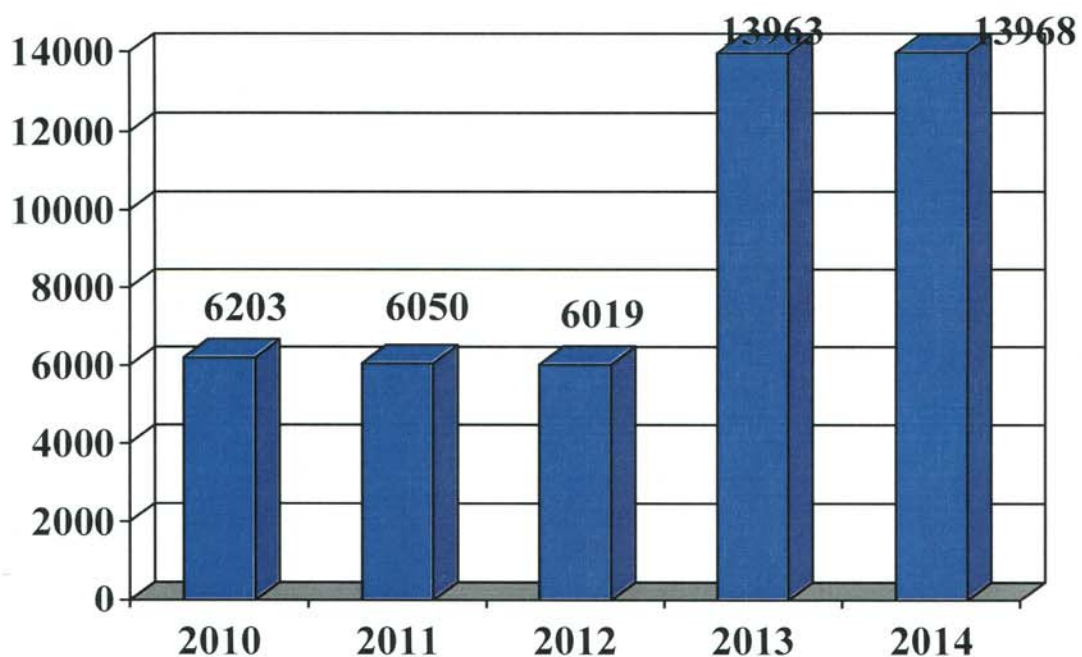
YEAR 2014 TOTAL INCIDENT BY TYPES	YEAR 2014 TOTAL
Forgery	0
Found Property	22
Fraud	24
Funeral Escort	60
Gambling	0
Harassment	12
Harassing Communications	23
Hazmat – Haz. Mat. Spill	0
Hit & Run Accident	34
Homicide	0
Hunting Complaint	2
Identity Theft	5
Illegal Dumping	4
Impounded Vehicle	0
Information	232
Injured Person	0
Intimidation	5
Intoxication	4
Invasion of Privacy	6
Juvenile Molestation	0
Juvenile Problem	54
K9 Usage	9
Littering	0
Lockout (Including Vehicle Lockouts)	80
Loitering	2
Lost or Stolen Property	20
Loud Music / Party	37
Man With Gun	0
Mental	1
Miscellaneous	3
Missing Person	2
Off Road Vehicle	19
Open Burning	3
Ordinance Violation	36
Overdose	4
Panhandling	4
Parking Problem	73
Patrol Notification (Open Garage Doors, Dome Lights, Etc)	91
PD Accident	421
PI Accident	45
Pornography	0
Premise Check	1
Probation Violation	0

YEAR 2014 TOTAL INCIDENT BY TYPES	YEAR 2014 TOTAL
Property Damage	66
Protection Order Violation	0
Prowler	0
Public Indecency	1
Public Intoxication	2
Railroad Problem	1
Reckless Driving	20
Recovered Stolen Property	0
Recovered Stolen Vehicle	0
Repossession	6
Residential Entry	2
Resisting / Interfering with Officer	6
Restraining Order Violation	0
Road Blockage	7
Robbery	0
Runaway Juvenile	7
Search Warrant	0
Sex Offense	3
Sexual Battery	0
Shots Fired	10
Soliciting	39
Special Detail	0
Suicide	3
Suicide - Attempt	6
Suspicious Incident	149
Suspicious Person	77
Suspicious Vehicle	246
Tactical	1
Theft	55
Theft – Attempt	2
Theft from Vehicle	12
Theft Vehicle Other – Tractor, Bobcat, Trailers, Etc.	2
Theft – Automobile	2
Theft – Motorcycle	0
Theft – Truck / Bus	0
Theft – Vehicle Parts	1
Threatening	10
Traffic Hazard	70
Traffic Offense	70
Traffic Stop	5,726
Trespassing	12
Unauthorized Control	1
Unsecure Premise	53

YEAR 2014 TOTAL INCIDENT BY TYPES	YEAR 2014 TOTAL
Unwanted Party	18
Utility Problem	30
Vacation Check	844
Vehicle Pursuit	0
Vicious Animal	0
VIN Inspection	201
Visiting A Common Nuisance	0
Warrant Served	31
Weapon Discharge	0
Weapon Offense	2
Welfare Check	129
TOTALS:	13,968

TOTAL NUMBER INCIDENTS -- 2010 – 2014					
	2010	2011	2012	2013	2014
Total Number of Incidents	6203	6050	6019	13,963	13,968

TOTAL INCIDENTS – 2010 – 2014



INVESTIGATIONS DIVISION – YEAR 2014

In 2014, the St. John Police Department Investigations Division was assigned 73 total cases. Of those total cases, 18 resulted in criminal charges being filed on a suspect(s) with the Lake County Prosecutor's Office, and 2 suspects being arrested. This relates to 25% of the total cases that were assigned to the Investigations Division were closed by either charges being filed and/or actual arrests of the suspects involved in the crimes. Of the 73 total cases, 55 were cases where actual criminal acts of some type were committed by a suspect(s). Of the 55 criminal cases, 33% of those were cases where either charges were filed and/or an actual arrest was made. Several cases assigned to the Investigations Division were resolved by the investigators where criminal charges were unwarranted. In 2013, the Investigations Division was assigned 108 total cases.

YEAR 2014 INVESTIGATIONS DIVISION REPORT			
CATEGORIES	TOTAL CASES ASSIGNED TO INVESTIGATIONS YEAR 2014	TOTAL CHARGES FILED BY INVESTIGATIONS YEAR 2014	TOTAL ARRESTS MADE BY INVESTIGATIONS YEAR 2014
Assist other Department	4	0	0
Attempted Murder	0	0	0
Battery	4	2	0
Battery On Law Enforcement	0	0	0
Burglary	16	2	0
Child Molesting	0	0	0
Civil Matter	0	0	0
Controlled Substance Possession/Sale	0	0	0
Conversion	4	2	0
Criminal Mischief	3	0	0
Criminal Recklessness	0	0	0
Criminal Trespass	0	0	0
Dealing in a Cont. Substance	0	0	0
Death Investigation	3	0	0
Domestic Battery	0	0	0
Extra Patrol	0	0	0
False Reporting	0	0	0
Found Property	0	0	0
Fraud / Identity Theft	6	2	0
Harassment	1	0	0
Illegal Possession of Alcohol	0	0	0
Information	5	0	0
Interference w/Reporting Crime	0	0	0
Intimidation	1	1	0
Invasion of Privacy	1	1	0
Leaving the Scene	0	0	0
Missing Person	0	0	0

YEAR 2014 INVESTIGATIONS DIVISION REPORT			
CATEGORIES	TOTAL CASES ASSIGNED TO INVESTIGATIONS YEAR 2014	TOTAL CHARGES FILED BY INVESTIGATIONS YEAR 2014	TOTAL ARRESTS MADE BY INVESTIGATIONS YEAR 2014
Obscene Material	0	0	0
Poss of Controlled Substance	0	0	0
Poss of Marijuana/Hashish	0	0	0
Poss of Paraphernalia	0	0	0
Possession Cocaine/Narcotic	0	0	0
Possession of Alcohol Minor	0	0	0
Public Indecency	0	0	0
Public Intoxication	0	0	0
Refusal to Identify	0	0	0
Resisting Law Enforcement	1	1	1
Robbery	0	0	0
Sex Offense	2	2	0
Theft/Receiving Stolen Prop	16	5	0
Threatening	0	0	0
Transfer to Other Agency	5	0	0
Visiting a Common Nuisance	0	0	0
Warrant	1	0	1
Weapons Offense	0	0	0
Totals:	73	18	2

TOTAL TRAFFIC CRASHES -- 2010 – 2014					
	2010	2011	2012	2013	2014
Total Number of Crashes	214	220	184	216	255
Total Number With Injuries	51	67	45	45	44
Total Number of Fatalities	0	0	1	0	0

Years 2010 thru 2011 indicate accidents wherein a State Crash Report was filed. These years' numbers do not include any Property Damage Accidents with damage under \$1,000.00.

TOTAL TOWS PER TOW FIRM – 2010 – 2014

	2010	2011	2012	2013	2014
Emerald Towing (Heavy Wrecker)	0	1	1	2	2
Kubiak's Towing	97	84	60	59	25
St. John Auto	108	99	102	103	41
Stan's Towing	136	149	282	156	128
TOTAL NUMBER OF TOWS PER YEAR:	341	333	445	320	196

ANNUAL TRAINING REPORT – YEAR 2014

OFFICER	RANK	TOTAL HOURS OF TRAINING
Frego, Fred A.	Chief	55.5
Fryzel, Michael S.	Commander	47.0
Demeter, David J.	Sergeant	65.0
Turturillo, James	Sergeant	113.5
Dahlin, Jay L.	Corporal	62.0
Gardenhire, Timothy R.	Corporal	58.0
Rudzinski, Steven L.	Corporal	94.0
Adams, Shane L.	Officer	61.0
Andersen, Eric J.	Officer	0
Flores, Steven	Detective	106.0
Kolodziej, Daniel S.	Officer	104.0
Moffitt, Michael D.	Officer	57.0
Olson, Ronald J.	Officer	53.0
Oszust, David M.	Officer	26.0
Rybicki, David L.	Officer	61.0
Schreiber, Luke M.	Officer	54.0
Sidenbender, Brett J.	Officer	92.0
Stamate, Nicholas M.	Officer	62.0
Wortsman, David A.	Officer	51.0
Zuzich, Lucas H.	Officer	99.0
Andersen, Eric J.	Reserve Officer	30.5
Caudle, Daniel J.	Reserve Officer	29.0
Conaway, Richard H.	Reserve Officer	0
Fialkowski, Richard L.	Reserve Officer	38.5
O'Leary, Joseph W.	Reserve Officer	32.0
Ross, Steven S.	Reserve Officer	34.0

ANNUAL TRAINING REPORT – YEAR 2014		
OFFICER	RANK	TOTAL HOURS OF TRAINING
Smith, Timothy A.	Reserve Officer	34.5
Swets, Ronald S.	Reserve Officer	46.5
Wolff, Mathew A.	Reserve Officer	34.5
Wroe, Clifford S.	Reserve Officer	42.0
Case, Linda	Dispatcher	0
Gorcos, Joan M.	Administrative Assistant	36.0
Luketic, Beth A.	Dispatcher	0
Macak, Pamela F.	Dispatcher	0
Rudzinski, Donna	Dispatcher	4.0
Wroe, Clifford	Dispatcher	0
Basaldua, Nicole	Dispatcher – Part-Time	0
Cooper, Krista	Dispatcher – Part-Time	0
Perez, Nancy	Dispatcher – Part-Time	0
TOTAL HOURS OF TRAINING FOR YEAR 2014:		1,682.5

ST. JOHN ANIMAL CONTROL YEAR END REPORT

	2013	2014
TOTAL NUMBER OF ANIMAL RELATED CALLS:	358	427
TOTAL NUMBER OF ANIMAL RELATED CALLS HANDLED BY AC OFFICER:	226	307
TOTAL NUMBER OF DUTY MILES LOGGED BY ANIMAL CONTROL OFFICER:	5,771	5,889
TOTAL NUMBER OF CITATIONS ISSUED:	74	148
TOTAL NUMBER OF WARNINGS ISSUED:	139	145
TOTAL NUMBER OF ANIMAL/DOG BITE CASES:	11	9

ADDITIONAL YEAR 2013 STATISTICS

	2013	2014
Number of Stray/Lost/Abandoned Dogs:	63	78
Number of Stray/Lost/Abandoned Dogs Returned to Owners:	59	70
Number of Stray/Lost/Abandoned Cats:	8	8
Number of Stray/Abandoned Cats Returned to Owners:	0	0
Number of Lost and Returned Pot Bellied Pigs:	1	0
Number of Animal Adoptions – Cats:	2	4
Number of Animal Adoptions – Dogs:	2	5
Euthanizations:		8
Feral Cats:	9	7
Sick/Injured Cats:	3	1
Vicious Dogs (Euthanized at owner's request):	0	0
Unadoptable Dogs:	1	0
Numerous other Animal Related Calls Involving Trapped, Captured or Removed Animals from Homes and Properties in Town that were either Relocated or Euthanized (when necessary) included Wild Animals (including raccoons, squirrels, chipmunks, bats, birds, snakes, turtles, and various types of birds).		
Dead Animals:	90	90

OTHER DUTIES HANDLED BY ANIMAL CONTROL OFFICER DURING YEAR 2014

Maintenance of Animal Control Facility
Maintenance at the Public Safety Facility (fountain, lawn, flowers and sidewalks)
Provided Police Presence/Obligation at the Safety Village for both the Spring and Fall Terms
Educated St. John Residents on ways to Prevent or take care of Certain Animal Related Problems